

Miniature Pumps

Precision Fluidics



ENGINEERING YOUR SUCCESS.

Innovative Solutions for Health Care Success



ENGINEERING **YOUR** SUCCESS.

When you partner with the global leader in motion and control technologies, expect to move your business and the world forward. From miniature solenoid valves to highly integrated automation systems, our innovations are critical to life-saving medical devices and scientific instruments used for drug discovery and pathogen detection. Not to mention, critical to decreasing time to market and lowering your overall cost of ownership. So partner with Parker, and get ready to move, well, anything.



www.parker.com/precisionfluidics 1 800 525-2857


Table of Contents

	Micro Pumps (air/gas)	page
	T2-05 Highly efficient and compact 13.5mm wide pumps - up to 800 mLPM	2
	T2-03 High efficiency to size ratio pumps - up to 2.5 LPM	10
	CTS Series High performance in a compact 20 mm wide pumps - up to 2.5 LPM	17
	Mini Pumps (air/gas)	
	BTC Series Versatile pump series for multiple applications - up to 6 LPM	28
	BTC-IIS Series Versatile Dual Head pump series for multiple applications - up to 11 LPM	37
	TTC Series Compact, efficient, low pressure pumps - up to 6LPM	49
	TTC-IIS Series Compact, efficient, low pressure Dual Head pumps - up to 11 LPM	59
	T2-04 Ultra compact, highly efficient pump - up to 7.5LPM	69
	Mini Pumps (liquids)	
	LTC Series Liquid series transfer pump - Up to 1.7 LPM Free Flow	74
	Accessories	
	EZ Mount Vibration Isolation Mounting System	84

T2-05

Micro Diaphragm Pumps (air/gas)

Up to 800 mLPM Free Flow



Parker's T2-05 13.5 mm wide micro diaphragm pump is designed to fit where other pumps cannot due to its small, compact package size. The T2-05 flow path is optimized to deliver high flow with high efficiency resulting in extended battery life. The pump's low power, small size, and light weight play a critical role in portable gas detection and medical applications. The T2-05 pump HE and LI pump models enable intrinsic safety capabilities for sampling of hazardous gases, typical of industrial and mining operations. The T2-05 IC pump is designed for compact and wearable medical devices that require less than 1500 hours of pump life. The T2-05 VBIC model is ideal for vacuum only medical applications that benefit from improved sound quality, such as wound therapy.


Typical Markets

- Safety
- Patient Therapy
- Patient Monitoring

Typical Applications

- Portable Gas Detection
- Gas Sampling
- Medical Instruments
- Trace Detection
- Sidestream CO₂
- Negative Pressure Wound Therapy

Features

- The valve design has been optimized to provide the highest flow rates available with the lowest current draw, allowing for longer battery life and smaller instrument size.
- The T2-05 model pump life ranges up to 10,000 rated hours depending on motor (HE, LI and IC) options
- The pump fits into the extremely tight spaces demanded of today's handheld instruments, such as portable gas detectors and portable negative pressure wound therapy devices for patient mobility. The lightweight design minimizes instrument weight.
- RoHS compliant. 

Product Specifications*

Physical Properties

Operating Environment¹:
-4 to 122°F (-20 to 50°C)
Storage Environment:
-4 to 122°F (-20 to 50°C)
Media:
Air, Argon, Helium, Nitrogen, Oxygen, and other non-reacting gases
Humidity:
Most non-condensing gases 5-95% Relative Humidity
Noise Level²:
As low as 45dB
Pump Assembly Rated Life³:
Coreless Motor-Pump (HE): Up to 10,000 hours
Coreless Motor-Pump (LI): Up to 6,000 hours
PMDC Iron Core-Pump (IC): Up to 1,500 hours
Weight:
0.5 oz (14 g) HE and LI
0.4 oz (11 g) IC

Electrical

Motor Type (DC):
High Efficiency Coreless Brush (HE) Low Inductance Coreless Brush (LI) PMDC Iron Core Brush (IC)
Nominal Motor Voltages (DC)⁴:
3.3 VDC
Max Power at Nominal Voltage:
0.36 Watts
Electrical Termination:
HE: Wire Leads LI: Wire Leads IC: Solder Tabs or Wire Leads
Current Range⁵:
34 - 105 mA
Inductance⁶:
HE: 0.28 mH maximum @ 1kHz/50mV LI: 0.05 mH maximum @ 1kHz/50mV IC: 4.07 mH maximum @ 1kHz/50 mV

Pneumatic

Head Configuration: Single
Maximum Flow:
HE, LI: 800 smlpm, IC: 700 smlpm
Maximum Intermittent Pressure⁷:
6.2 psi (430 mbar)
Maximum Continuous Pressure:
2.0 psi (138 mbar)
Maximum Intermittent Vacuum⁷:
10.8 in Hg (274 mm Hg)
Maximum Continuous Vacuum:
4.1 in Hg (104 mm Hg)
Filtration:
40 micron recommended
Efficiency at Free Flow⁸:
LPM/Watt: 4.66 @ 1.9 VDC (P/N T5-1HE-03-1EEB)
LPM/Watt: 4.08 @ 1.9 VDC (P/N T5-1LI-03-1EEB)
LPM/Watt: 3.12 @ 1.9 VDC (P/N T5-1IC-03-1EEP)

Wetted Materials

Diaphragm: EPDM

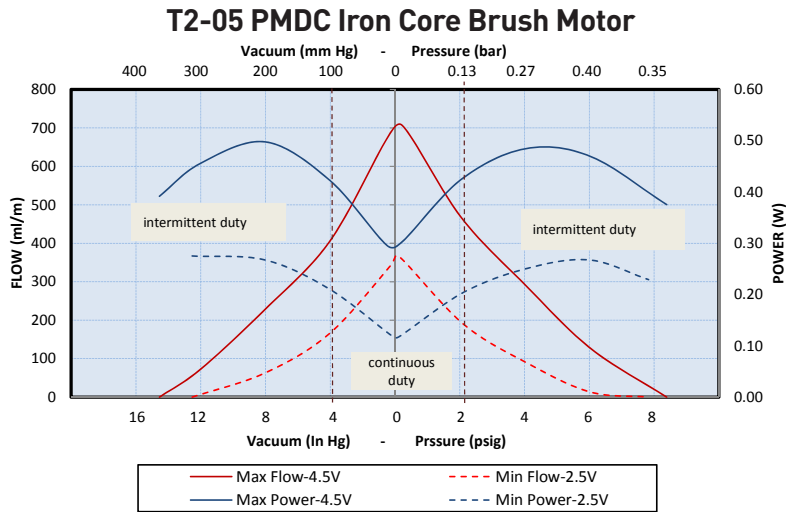
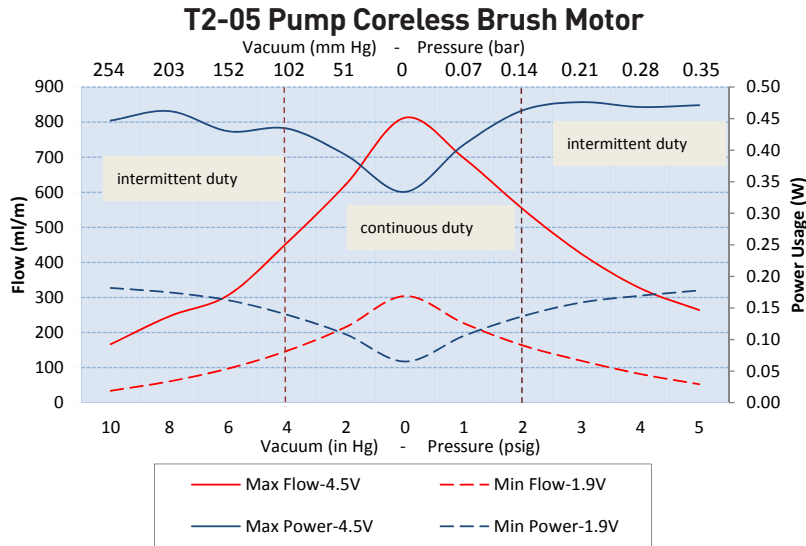
Valves: EPDM

Pump Head: ABS (HE, LI), PBT (IC)

* See Appendix A for details.



Performance Specifications



The above graphs represent examples of performance for the pumps series handling air at 800 feet [244M] above sea level at 75° F [24° C]. Performance will vary depending on barometric pressure and media temperature. Curves are representative of standard pump configurations. Pump configurations could be customized for higher or lower flows, depending on specific customer requirements.

Please contact Parker Precision Fluidics Applications Engineering for other considerations



T2-05

Micro Diaphragm Pumps (air/gas)



Sizing and Selection

T2-05 Series

Coreless Brush Motor (High Efficiency)

Coreless Brush Motor (Low Inductance)

PMDC Iron Core Motor (Iron Core)



	HE	LI	IC
Inductance ⁶	Better	Best	N/A
Efficiency at Free Flow ⁶	Best	Best	Better
Life ³	Best	Better	Good
Cost	Good	Better	Best

Mounting Guidelines:

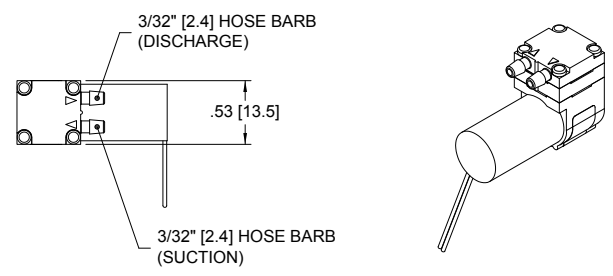
- Parker recommends using a nylon cable tie with a length of at least 4" (100 mm).

Port Connections:

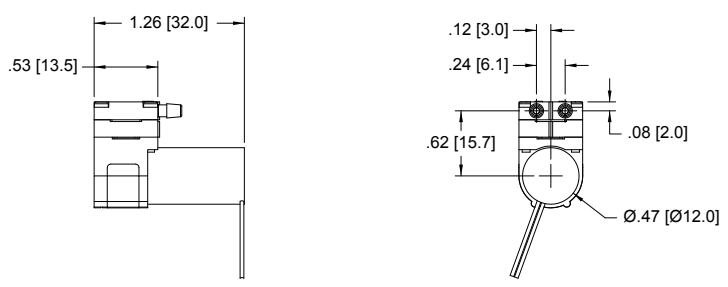
- HE & LI: 3/32" ID tubing
- IC: 1/8" ID tubing

Mechanical Integration

Dimensions



Coreless Brush/HE Version

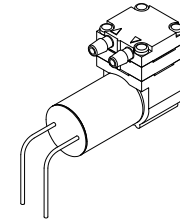
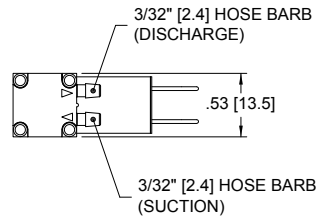


Micro Diaphragm Pumps (air/gas)

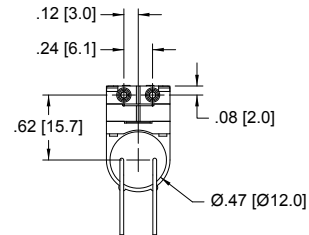
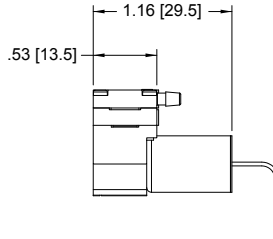
T2-05

Mechanical Integration

Dimensions

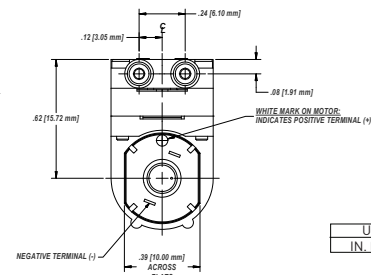
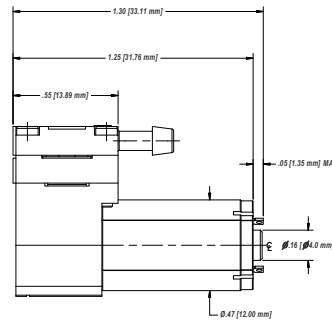
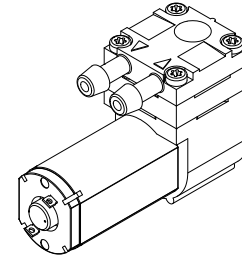
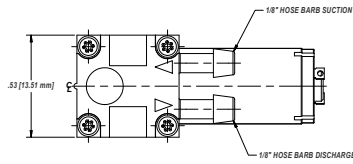


Coreless Brush/LI Version



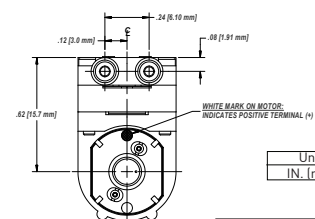
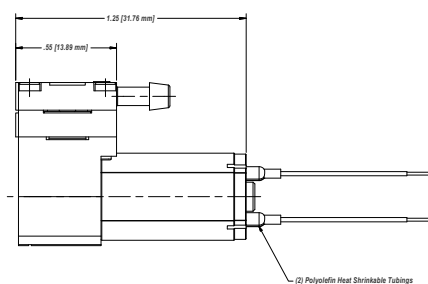
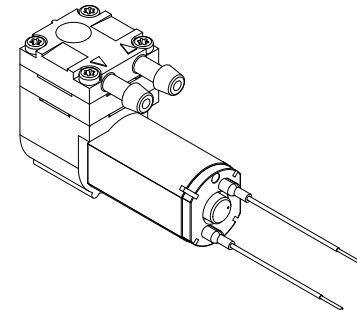
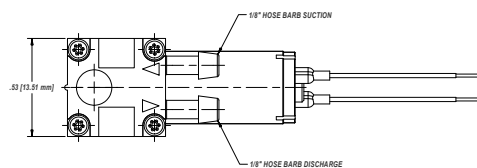
Units
IN. (mm.)

PMDC Iron Core/IC Version



Units
IN. (mm.)

PMDC Iron Core/IC Version Lead Wire



Units
IN. (mm.)



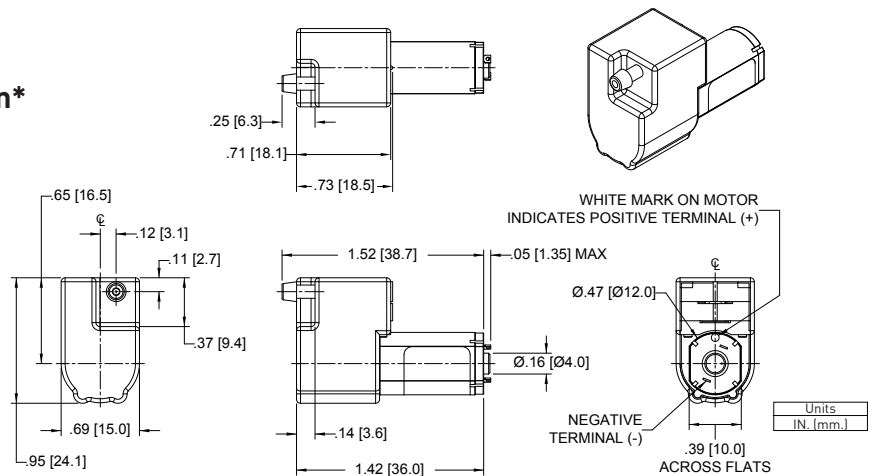
T2-05

Micro Diaphragm Pumps (air/gas)

Mechanical Integration

PMDC Iron Core/IC Version Improved Sound Configuration*

* Improved sound configuration released with IC configuration for vacuum applications. Contact factory for use with HE or LI configurations for either vacuum or pressure applications



Electrical Integration and Motor Control

Coreless Brush Motor (HE, LI)

2 Wire	Red (+), Black (-)
Wire specification	28 AWG 5.7" (145 mm) PVC Wire Leads

PMDC Iron Core Brush Motor (IC)

2 Wire	Red (+), Black (-)
Wire specification	26 AWG 6.5" (165 mm) PVC Wire Leads

Key Things to Remember

Contact Parker Engineering for other connection requirements.

Pump life is highly dependent on operating conditions. It is not recommended to run the pump continuously, 100% duty cycle, at higher than 2 psig.

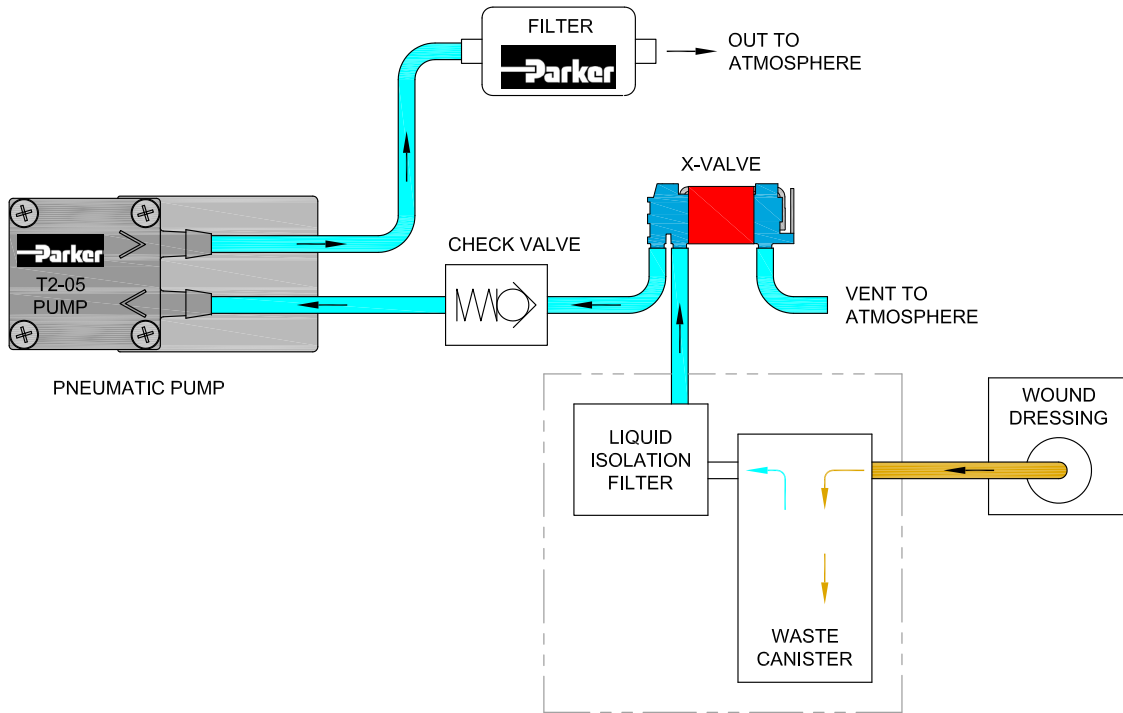
The pump flow and pressure can be controlled by adjusting the input voltage from zero to maximum rated voltage.

The pump is not a pressure holding device. An external check valve is recommended, if there is a pressure holding requirement.

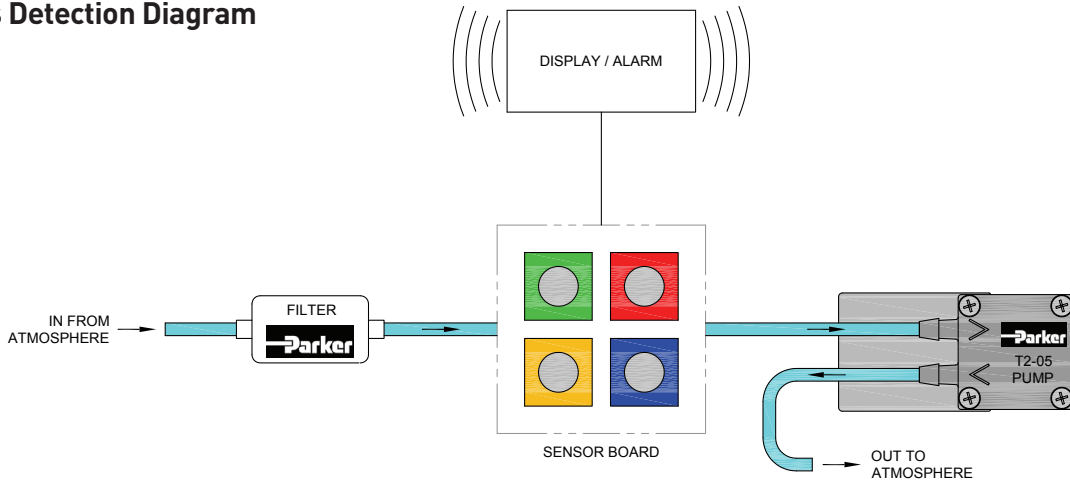
Pump orientation does not affect performance or life.

Typical Flow Diagram

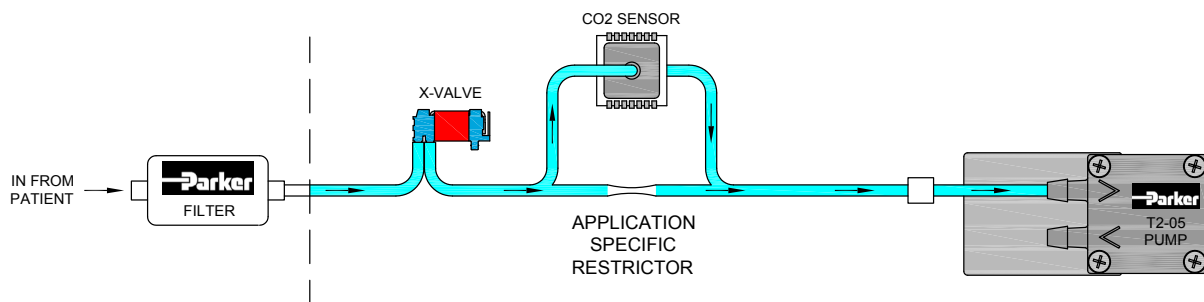
Negative Pressure Wound Therapy Diagram



Gas Detection Diagram



Side Stream Capnography Diagram



T2-05

Micro Diaphragm Pumps (air/gas)

Chemical Compatibility Chart*

Chemical	Chemical Compatibility of Wetted Path Materials		
	EPDM	ABS	PBT
Air	1	1	1
Ozone (1000 ppm)	4	2	1
Oxygen	1	1	1
Ethylene (Ethene)	4	1	1
Acetylene	1	2	2
Propane	4	2	2
Methane	4	4	2
Nitrogen	1	1	1
Carbon Dioxide	2	2	1
Halothane (Up to 5%)	4	1	1

Compatibility Legend

- EXCELLENT**
Minimal or no effect
- GOOD**
Possible swelling and/or loss of physical properties
- DOUBTFUL**
Moderate or severe swelling and loss of physical properties
- NOT RECOMMENDED**
Severe effect and should not be considered

Note: Consult factory for other gases.

*The above is an Abbreviated Chemical Compatibility Chart. Please consult factory for details.

Ordering Information

Configuration	Vacuum: LPM @ Load			Free Flow	Pressure: LPM @ Load			Max		Motor Type	PCD*		Wetted Materials
	12 in Hg 305 mm Hg	8 in Hg 203 mm Hg	4 in Hg 102 mm Hg		2 psig 134 mbar	4 psig 276 mbar	6 psig 414 mbar	Vac in Hg	Press psig		VDC	mA	
T5-1HE-03-1EEB		0.2	0.5	0.8	0.6	0.3		10.8	6.2	Coreless Brush	4.5	438	EPDM
T5-1LI-03-1EEB-1		0.2	0.5	0.8	0.6	0.3		10.8	6.2	Coreless Brush	4.5	438	EPDM
T5-1IC-03-1EEP		0.2	0.5	0.7	0.5	0.3		10.0	6.2	PMDC	4.5	240	EPDM
T5-VBIC-03-1EEP		0.2	0.5	0.7				10.0		PMDC	4.5	240	EPDM
T5-1ICW-03-1EEP		0.2	0.5	0.7	0.5	0.3		10.0	6.2	PMDC	4.5	240	EPDM

*PCD: Peak Current Draw

The T5-VBIC-03-1EEP is a T2-05-IC Reduced Sound pump that uses a proprietary design to reduce noise and it is a recommended option in applications where sound quality is also a critical customer need.

T2-05-LI and HE model Sound Improvement options are also available, contact applications for more details. Applications Engineering can assist with sound quality evaluations given the complex relationship between system components and operational requirements of the customer's specific application.

Ordering Information

Please refer to sizing and selection chart for identifying which one will fit your application

Please click on the Order On-line button below (or go to www.parker.com/precisionfluidics/t5) to configure your T2-05 Micro Diaphragm Pump.

Serviceable – PPF products are designed for use through the rated life and Parker does not sell replacement parts, nor is it recommended to service these in the field

Note: In addition to Parker's innovative and flexible pump designs, we offer applications engineering expertise to our customers in order to configure and recommend the optimal pump for the application. Contact Parker Applications Engineering to discuss and configure alternate pump configurations to meet your specific application requirements. Providing information on the following requirements will assist us in developing an optimal solution for your application:

- Noise
- Operating Pressure / Vacuum
- Power Consumption
- Life Requirement
- Size
- Motor Control
- Media
- Voltage



Parker Hannifin Precision Fluidics Division reserves the right to make changes. Drawings are for reference only.

Appendix A


All performance data is typical based on standard conditions: 70°F and 14.7 psia (21°C and 1 bar).

1. Duty Dependent. For operation above 122°F (50°C) consult factory
2. Noise is dependent on the configuration and operation of the pump in the application. Parker has the ability to tailor the pump configuration when noise is a critical criterion in the effort to meet the performance requirements of the application. Noise level is tested to Parker protocol P-105.
3. Life rating can vary depending on application and operating conditions.
4. Custom motor options available. Custom motors may require a significant application potential. The standard motors can be configured with a special winding to meet a particular operation point at a specified voltage
5. Current range is dependent on motor type, voltage, pressure/vacuum and flow requirement. Lower levels possible depending on application.
6. Inductance is an indicator of induced voltage with change in current and it is a key parameter to enable customers' low energy intrinsic safety systems
7. Maximum intermittent pressure/vacuum data is a pump capability guideline for applications that go beyond the maximum continuous levels for short periods of time. Please consult customer specific requirements with the factory or Applications Engineering.
8. Pump efficiency is a measure of the flow rate generated per unit of power consumed. Efficiency may change dependent on application and operating condition at free flow.



T2-03

Up to 2.5 LPM Free Flow




Typical Applications

- Gas Sampling
- Fixed Gas Detectors
- Medical Instruments
- Aerosols and Particle Analysis
- Combustion Analyzers

Micro Diaphragm Pumps (air/gas)

T2-03 micro diaphragm pump series is ideal for higher performance, fixed and portable air and gas detection, and medical applications requiring flow up to 2.5 lpm. T2-03 pumps are proven in fixed and portable applications for sampling of hazardous gases and vapors typical of industrial and mining operations.

Features

- The valve design has been optimized to provide the highest flow rates available with the lowest power draw in this package size. Lower power results in longer battery life and smaller instrument size.
- The wear components of these pumps have been designed to provide maximum life. Many applications for these pumps require 10,000+ hours of operation.
- The pumps fit into the extremely tight spaces demanded of today's handheld instruments, such as portable gas detectors and portable instruments such as handheld gas detectors and medical devices. The lightweight design minimizes instrument weight.
- RoHS compliant. 

Product Specifications*

Physical Properties

Operating Environment¹:
32 to 122°F (0 to 50°C)
Storage Environment:
14 to 122°F (-10 to 50°C)
Humidity:
5-95% Relative Humidity
Noise Level²:
As low as 45dB
Pump Assembly Rated Life³:
eCompact - 5,000 hrs
Compact - 10,000 hrs
HP - 10,000 hrs
<i>Pressure and speed dependent.</i>
Weight:
1.2 oz. (33 g) eCompact
1.2 oz. (33 g) Compact
1.5 oz. (42 g) HP

Wetted Materials

Diaphragm:
Neoprene, EPDM, FKM
Valves:
Silicone, FKM
Pump Head:
ABS, PPS

Electrical

Motor Type:
PMDC Iron Core Brush, Coreless Brush
Nominal Motor Voltages⁴:
4, 5.6, 8.3, 12.4 VDC
Max Power at Nominal Voltage:
eCompact - PMDC Iron Core Brush 2.4 Watts (298 mA @ 8VDC)
Compact - Coreless Brush Motor 2.3 Watts (386 mA @ 6 VDC)
HP - Coreless Brush Motor 0.7 Watts (88 mA @ 8 VDC)
Electrical Termination:
PMDC Iron Core Brush - Solder Tabs Coreless Brush - 5.7 in (145 mm) Wire Leads
Current Range⁵:
18 - 411 mA
Inductance⁶:
eCompact: 18.64 mH max@1kHz/50mV
Compact: 0.47 mH max@1kHz/50mV
HP: 3.4 mH max@1kHz/50mV

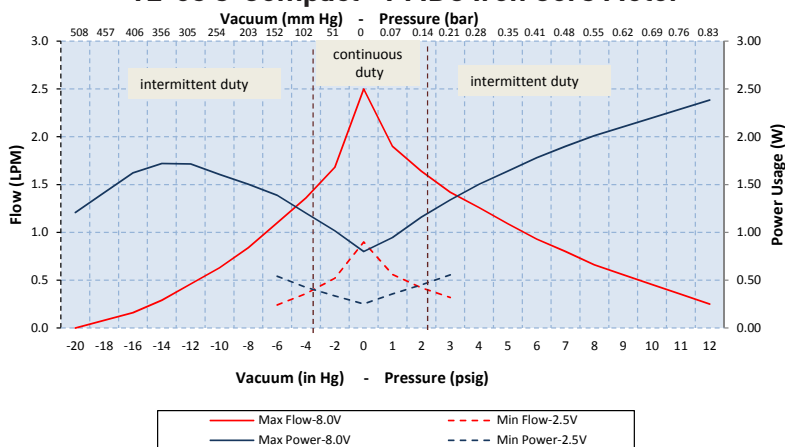
Pneumatic

Head Configuration:
Single
Maximum Flow:
2.5 LPM
Maximum Intermittent Pressure⁷:
12 psi (832 mbar)
Maximum Continuous Pressure:
2 psi (138 bar) - eCompact PMDC Iron Core Brush, Compact Coreless Brush Motor
8 psi (555 mbar) - HP Coreless Brush Motor
Maximum Intermittent Vacuum⁷:
20.8 in Hg (527 mm Hg)
Maximum Continuous Vacuum:
eCompact PMDC Iron Core Brush 4 psi (102 mbar)
Compact Coreless Brush Motor 4 psi (102 mbar)
HP Coreless Brush Motor 12 psi (305 mbar)
Filtration:
40 micron recommended
Efficiency at Free Flow⁸:
eCompact PMDC Iron Core Brush Motor: 3.56 LPM/Watt (P/N: T3EP-1ST-05-3FFP)
Compact Coreless Brush Motor: 11.92 LPM/Watt (P/N: T3CP-1HE-04-2SEB)
HP Coreless Brush Motor: 15.28 LPM/Watt (P/N: T3HP-1PD-12-1SNP)

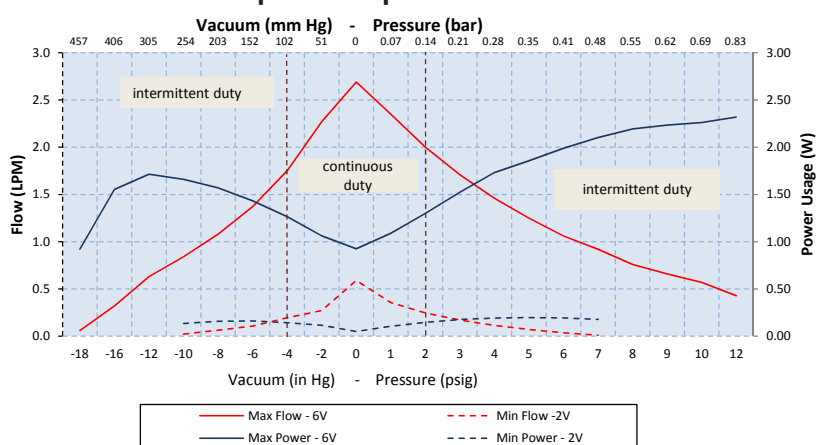
* See Appendix A for details.

Performance Specifications

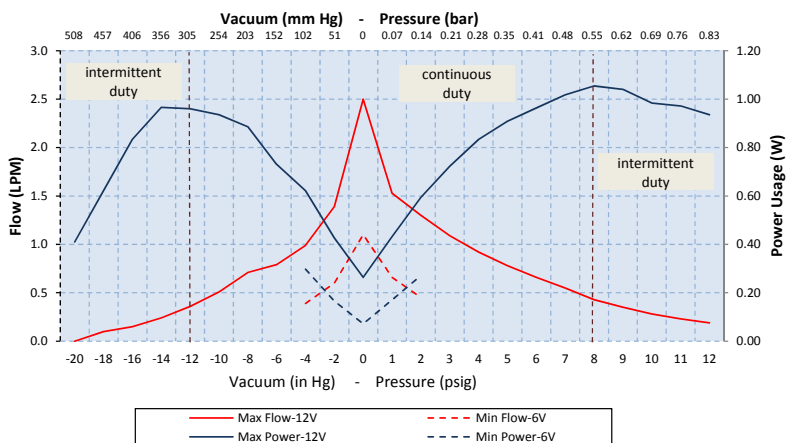
T2-03 e-Compact - PMDC Iron Core Motor



T2-03 Compact Pump - Coreless Brush Motor



T2-03 HP - Coreless Brush Motor



The above graphs represent examples of performance for the pumps series handling air at 800 feet (244M) above sea level at 75° F (24° C). Performance will vary depending on barometric pressure and media temperature. Curves are representative of standard pump configurations. Pump configurations could be customized for higher or lower flows, depending on specific customer requirements.

Please contact Parker Precision Fluidics Applications Engineering for other considerations.



T2-03

Micro Diaphragm Pumps (air/gas)



Sizing and Selection

T2-03 Series

PMDC Iron Core Brush Motor (eCompact)

Coreless Brush Motor (Compact)

Coreless Brush Motor (HP)



	eCompact	Compact	HP
Inductance ⁶	Good	Best	Better
Efficiency at Free Flow ⁶	Good	Better	Best
Life ³	Good - 5,000 hours	Best - 10,000 hours	Best - 10,000 hours
Size/Weight	Better	Best	Good
Cost	Best	Better	Good

Mounting Guidelines:

- For eCompact, Parker recommends mounting with (2) #1 screw or using a nylon cable tie with a length of at least 4" (100 mm)
- For Compact & HP, Parker recommends using a nylon cable tie with a length of at least 4" (100 mm)

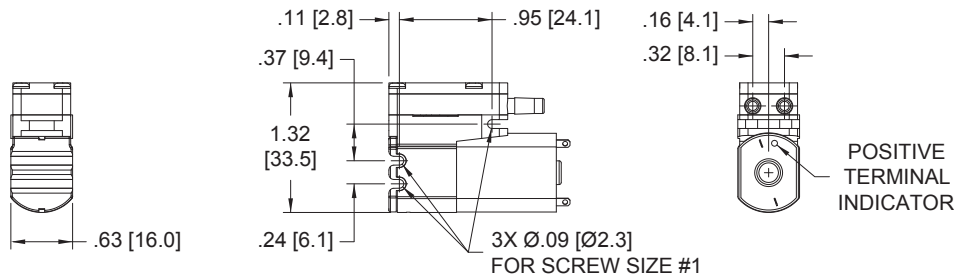
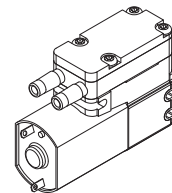
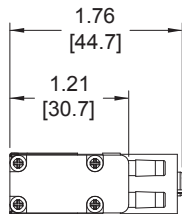
Port Connections:

- Barbs are sized for 1/8" ID tubing, 70-80 durometer recommended.
- Flow direction is marked on the pump head with arrows.

Mechanical Integration

Dimensions

PMDC Iron Core Brush Motor (eCompact)

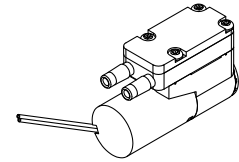
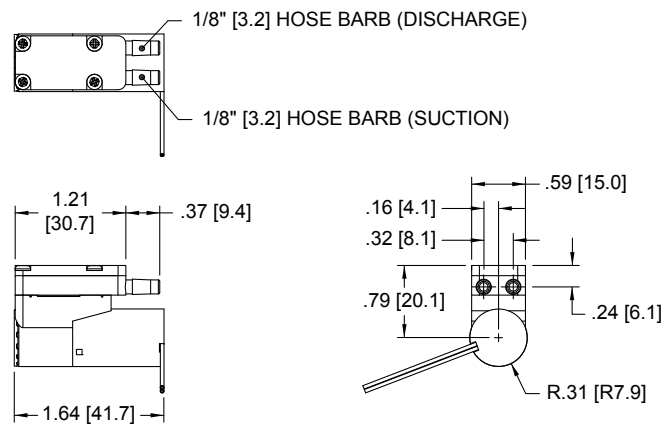


UNITS
IN. [mm.]

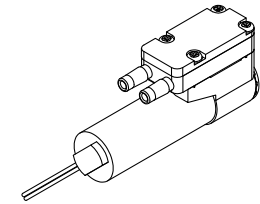
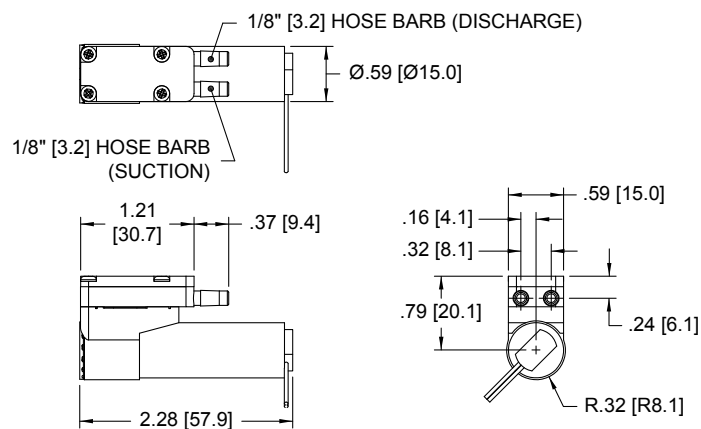
Micro Diaphragm Pumps (air/gas)

T2-03

Dimensions

Coreless Brush Motor
(Compact)

Coreless Brush Motor (HP)



Electrical Integration and Motor Control

If application requires variable flow, motor control options are available, as follows:

PMDC Iron Core Brush Motor (eCompact)

2 Solder Tabs

Positive terminal marked on pump motor

Coreless Brush Motor (Compact & HP)

2 Wire

Red (+), Black (-)

Wire specification

28 AWG Wire lead length 5.7" (145 mm)

T2-03

Micro Diaphragm Pumps (air/gas)

Electrical Integration and Motor Control cont'd

Key Things to Remember

5" (127 mm) flying Leads are the standard electrical connection method to the pump (eCompact standard connection is tabs). Contact Applications for other connection requirements.

The pump lead wires are non-polarized.

The pump can be controlled by DC voltage or PWM. The minimum recommended PWM frequency is 20kHz.

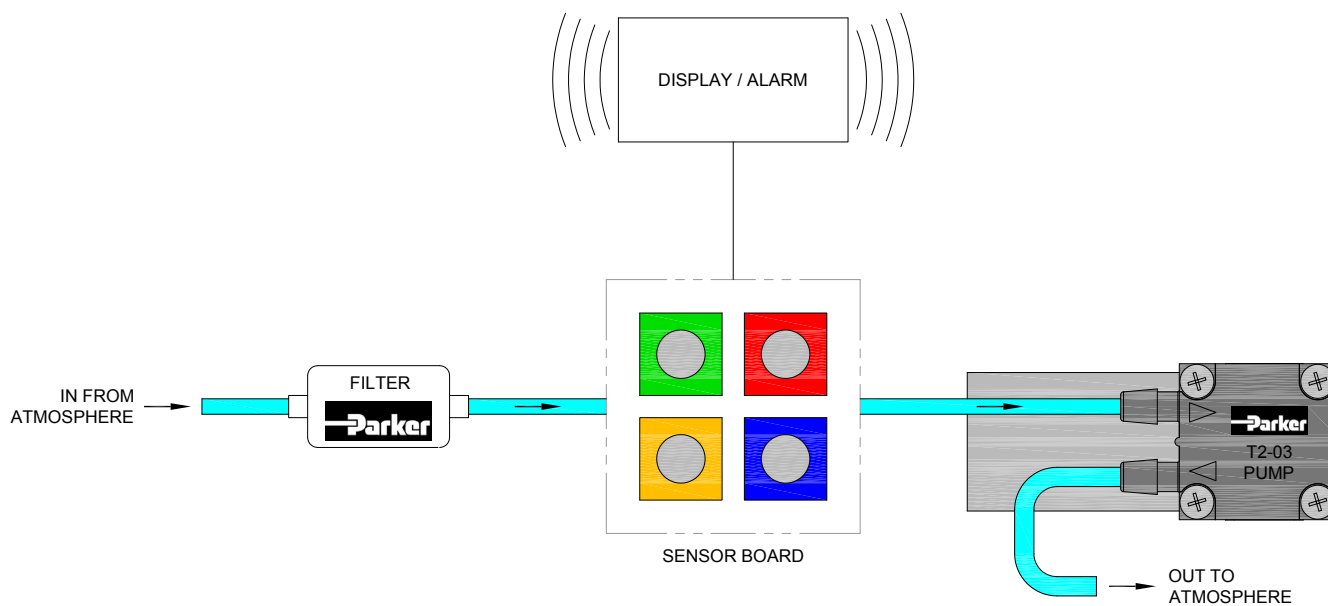
The pump flow and pressure can be controlled by adjusting the input voltage from zero to maximum rated voltage.

The pump is not a pressure holding device. An external check valve is recommended, if there is a pressure holding requirement.

Pump orientation does not affect performance or life.

Typical Flow Diagram

Hand Held Gas Detection



Chemical Compatibility Chart*

Chemical	Chemical Compatibility of Wetted Path Materials					
	FKM	EPDM	ABS	Neoprene Rubber(CR)	PPS	Silicone
Air	1	1	1	1	1	1
Ozone (1000 ppm)	4	4	2	3	1	1
Oxygen	1	1	1	1	1	2
Ethylene (Ethene)	1	4	-	1	1	4
Acetylene	1	1	2	2	1	3
Propane	1	4	2	1	1	4
Methane	1	4	4	2	1	4
Nitrogen	1	1	1	1	1	1
Carbon Dioxide	1	2	2	1	1	2
Halothane (Up to 5%)	1	4	1	4	1	4

*The above is an Abbreviated Chemical Compatibility Chart. Please consult factory for details.

Compatibility Legend

- EXCELLENT**
Minimal or no effect
- GOOD**
Possible swelling and/or loss of physical properties
- DOUBTFUL**
Moderate or severe swelling and loss of physical properties
- NOT RECOMMENDED**
Severe effect and should not be considered

Note: Consult factory for other gases.

Ordering Information

T2-03 Micro Pumps

Configuration	Vacuum: LPM @ Load					Free Flow	Pressure: LPM @ Load					Max		PCD ¹		Wetted Materials ²	
	18 in Hg 457 mm Hg	16 in Hg 406 mm Hg	12 in Hg 305 mm Hg	8 in Hg 203 mm Hg	4 in Hg 102 mm Hg		0	2 psig 134 mbar	4 psig 276 mbar	6 psig 414 mbar	8 psig 552 mbar	10 psig 689 mbar	Vac in Hg	Press psig	Motor Type		VDC
T3CP-1HE-04-1SNB				0.3	0.9	2.5	1.1	0.5				8.6	4.5	Coreless Brush	4	313	CR, VMQ, CR
T3CP-1HE-04-2SEB				0.1	0.3	1.1	0.5	0.2				10.4	5.5	Coreless Brush	4	103	EPDM, VMQ, CR
T3CP-1HE-06-1SNB				0.6	1.2	2.8	1.5	0.8	0.5			12.2	6.5	Coreless Brush	6	317	CR, VMQ, CR
T3EP-1ST-05-3FFP			0.3	0.6	0.8	1.5	1.2	0.7	0.6	0.4		16.7	11.7	PMDC Brush	5.6	411	FKM
T3EP-1ST-08-1SNB		0.2	0.6	0.7	1.3	2.5	1.6	1.2	0.7	0.6		20.8	10.5	PMDC Brush	8.3	385	CR, VMQ, CR
T3HP-1PD-12-1SNP		0.2	0.4	0.7	1.0	2.5	1.3	0.9	0.7	0.4	0.3	18.0	12	Coreless Brush	12.4	97	CR, VMQ, CR

1. PCD: Peak Current Draw 2. CR: Neoprene, VMQ: Silicone, FKM: Fluorocarbon, EPDM: Ethylene Propylene Diene Monomer

Please click on the Order On-line button below (or go to www.parker.com/precisionfluidics/t3) to configure your T2-03 Micro Diaphragm Pump.

Serviceable – PPF products are designed for use through the rated life and Parker does not sell replacement parts, nor is it recommended to service these in the field

Note: In addition to Parker's innovative and flexible pump designs, we offer applications engineering expertise to our customers in order to configure and recommend the optimal pump for the application. Contact Parker Applications Engineering to discuss and configure alternate pump configurations to meet your specific application requirements. Providing information on the following requirements will assist us in developing an optimal solution for your application:

- Noise
- Operating Pressure / Vacuum
- Power Consumption
- Life Requirement
- Size
- Motor Control
- Media
- Voltage



Parker Hannifin Precision Fluidics Division reserves the right to make changes. Drawings are for reference only.



Appendix A


All performance data is typical based on standard conditions: 70°F and 14.7 psia (21°C and 1 bar).

1. Duty Dependent. For operation above 122°F (50°C) consult factory
2. Noise is dependent on the configuration and operation of the pump in the application. Parker has the ability to tailor the pump configuration when noise is a critical criterion in the effort to meet the performance requirements of the application. Noise level is tested to Parker protocol P-105.
3. Life rating can vary depending on application and operating conditions.
4. Custom motor options available. Custom motors may require a significant application potential. The standard motors can be configured with a special winding to meet a particular operation point at a specified voltage
5. Current range is dependent on motor type, voltage, pressure/vacuum and flow requirement. Lower levels possible depending on application.
6. Inductance can be used to measure the viability of a component in a device requiring intrinsic safety.
7. Maximum intermittent pressure/vacuum data is a pump capability guideline for applications that go beyond the maximum continuous levels for short periods of time. Please consult customer specific requirements with the factory or Applications Engineering.
8. Pump efficiency is a measure of the flow rate generated per unit of power consumed. Efficiency may change dependent on application and operating condition at free flow.



CTS Series


2.5 LPM Free Flow



Micro Diaphragm Pumps (air/gas)

Parker's CTS Micro Diaphragm Pump Model delivers up to 2.5 slpm of flow into a compact 20 mm wide package. Configurable with three different motors to meet your application's specific needs and life expectations

Features

- CTS Series Pumps set the highest benchmark for life-expectancy with our advanced proprietary diaphragm elastomer.
- CTS Series Pumps have a unique, compact, and lightweight design making it ideal for portable applications.
- Our 100% oil and grease-free pump and compressor design maintains the purity of your system and are commonly used in FDA-approved systems.
- CTS Series Pumps are uniquely balanced to minimize noise and vibration and to maximize life.
- RoHS compliant. 

Typical Applications:

- Gas Analyzers
- Patient Monitoring
- CO₂ Monitors
- Compression Therapy
- Negative Pressure Wound Therapy
- Surgical Instruments
- Medical Consumer Devices

Product Specifications*

Physical Properties

Operating Environment¹:
41 to 122°F (5 to 50°C)
Storage Environment:
-4 to 212°F (-20 to 100°C)
Media:
Air, Argon, Helium, Nitrogen, Oxygen, and other non-reacting gases
Humidity:
0 – 80% Relative Humidity
Noise Level²:
As low as 45 dB @ 12 in (30 cm) <i>Muffler recommended for additional noise reduction (see accessories)</i>
Pump Assembly Rated Life³:
PMDC Iron Core Brush - 1,500 hrs Coreless Brush - 3,000 hrs Brushless Slotless - 10,000 hrs
Weight:
1.7 oz. (48 g) PMDC Iron Core Brush 1.6 oz. (45 g) Coreless Brush 2.2 oz. (62 g) Brushless Slotless

Electrical

Motor Type (DC):
PMDC Iron Core Brush Coreless Brush Brushless Slotless
Nominal Motor Voltages⁴:
PMDC Iron Core Brush: 6, 9, 12, 24 VDC Coreless Brush: 6, 9, 12, 24 VDC Brushless Slotless: 6, 9, or 12 VDC <i>Other voltages available upon request.</i>
Max Power at Nominal Voltage:
See Performance Specification Curves
Electrical Termination:
Iron Core Brush: Metal Terminals Brush: 24 AWG Wire Leads, Length 20" (508 mm) Brushless Slotless: 24 AWG Wire Leads, Length 20" (508 mm)
Current Range⁵:
240 - 880 mA

Pneumatic

Head Configuration:
Single
Maximum Unrestricted Flow:
2.5 LPM (See Performance Specifications)
Pressure Range:
0 - 24 psig (0 - 1.65 bar)
Vacuum Range:
0 - 20 in Hg (0 - 508 mm Hg)
Filtration:
40 microns - recommended
Efficiency at Free Flow⁶:
PMDC Iron Core Brush: 1.7 LPM/Watt (PN: E107-12-090) Coreless Brush: 2.8 LPM/Watt (PN: E165-11-060) Brushless Slotless: 1.8 LPM/Watt (PN: E257-11)
Wetted Materials
Diaphragm:
EPDM, AEPDM, FKM
Valves:
EPDM, AEPDM, FKM
Pump Head:
PSU (Polysulfone)

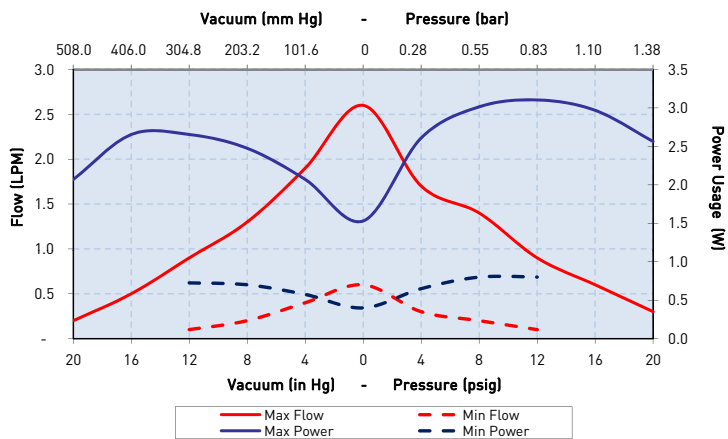
* See Appendix A for details.

CTS Series

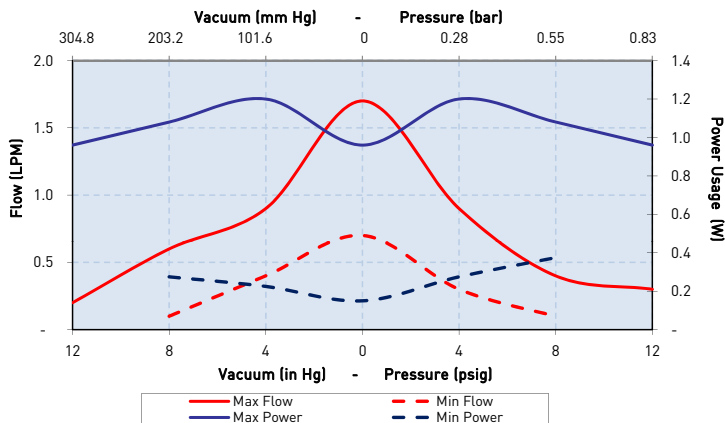
Micro Diaphragm Pumps (air/gas)

Performance Specifications

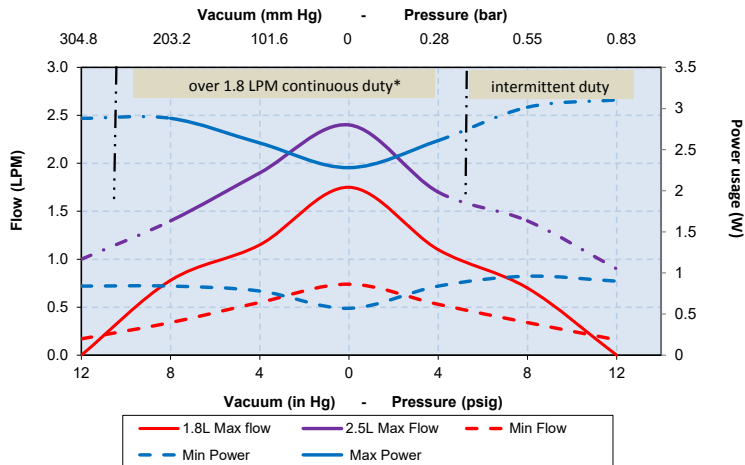
CTS - PMDC Iron Core Brush



CTS - Coreless Brush Motor



CTS - Brushless Slotless Motor



The above graphs represent an example of performance for the pump series handling air at 800 feet (244 m) above sea level at 75°F (24°C). Performance will vary depending on barometric pressure and media temperature. A variety of configurations can be accommodated to meet application requirements. Curves are representative of standard pump configurations. Pump configurations could be customized for higher or lower flows depending on specific customer requirements.

* Continuous duty pressure/vacuum range for Brushless performance above 1.8LPM

Please contact Parker Precision Fluidics Applications Engineering for other considerations.






Sizing and Selection

CTS
Series

PMDC
Iron Core Brush

Coreless
Brush Motor

Brushless
Slotless Motor



	PMDC Iron Core Brush	Coreless Brush Motor	Brushless Slotless Motor
Efficiency¹	Good	Best - Brush Motor Efficiency Up to 90% motor efficiency	Better Up to 75% motor efficiency
Life²	Good - 1,500 hrs	Better - 3,000 hrs	Best - 10,000 hrs
Cost	Best	Better	Premium
Noise	Good	Better	Best

See Appendix A for details.

Mounting Guidelines:

- Mounting may be accomplished by using double-sided tape or wire zip ties secured to the motor housing or using a nylon cable tie with a length of at least 4" (100 mm).
- Hole in the center of the bottom of housing is for manufacturing only—not to be used for mounting.

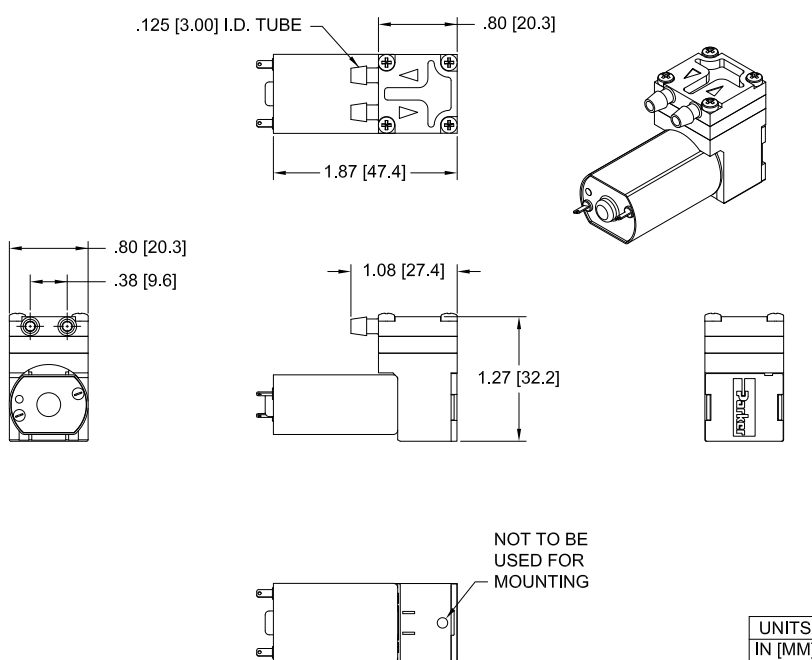
Port Connections:

- Barbs are sized for 1/8" (3 mm) ID tubing, 70-80 durometer recommended.
- Flow direction is marked on the pump head with arrows.

Mechanical Integration

Dimensions

PMDC Iron Core Brush



UNITS
IN [MM]

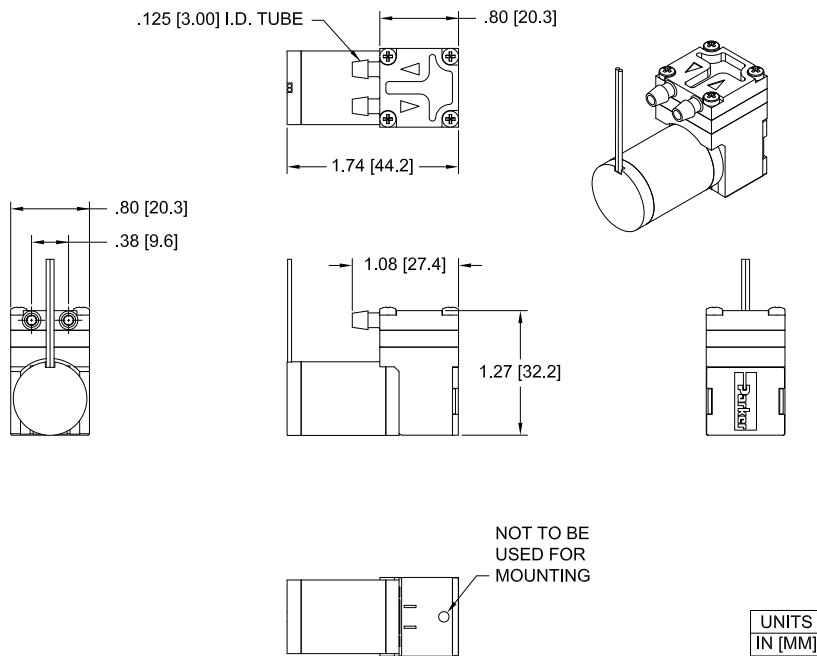
CTS Series

Micro Diaphragm Pumps (air/gas)

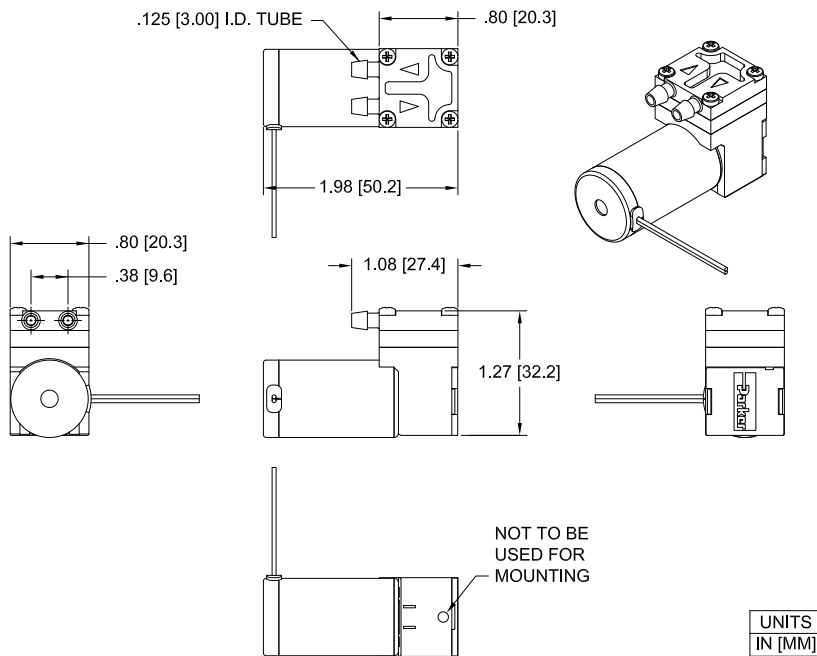
Mechanical Integration

Dimensions

Coreless Brush Motor



Brushless Slotless Motor



Electrical Integration and Motor Control

PMDC Iron Core Brush Motor

Metal Terminals	Polarity of the terminals is marked on the motor with the red dot marking the positive terminal.
-----------------	--

Coreless Brush Motor

2 Wire	Red (+), Black (-)
Wire specification	24 AWG, Insulation OD 0.038 in (0.97 mm), 20" (508 mm) Wire Leads

Brushless Slotless

2 Wire	Red (+), Black (-)
Wire specification	24 AWG, Insulation OD 0.042 in (1.07 mm), 20" (508 mm) Wire Leads

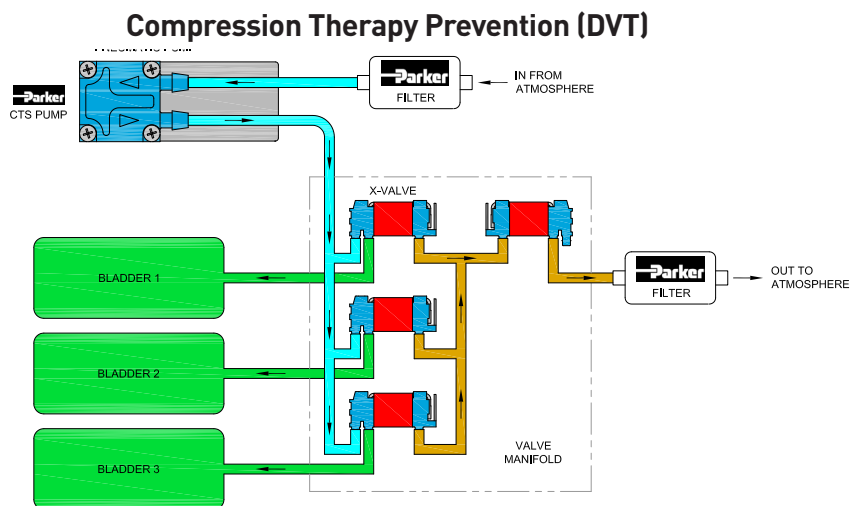
Key Things to Remember

The pump is not a pressure holding device. An external check valve is recommended, if there is a pressure holding requirement.

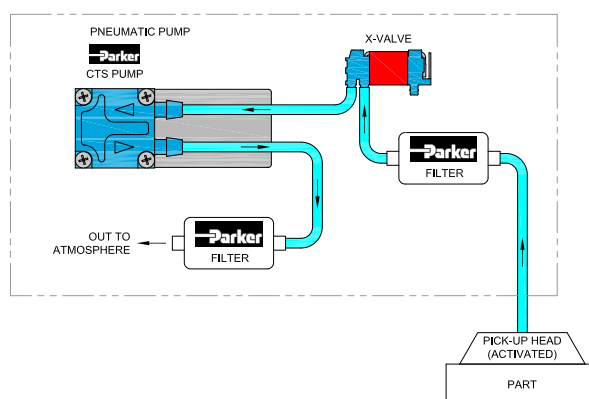
Onboard PWM control is not provided with this pump.

Pump orientation does not affect performance or life.

Typical Flow Diagram



Pick-up Head

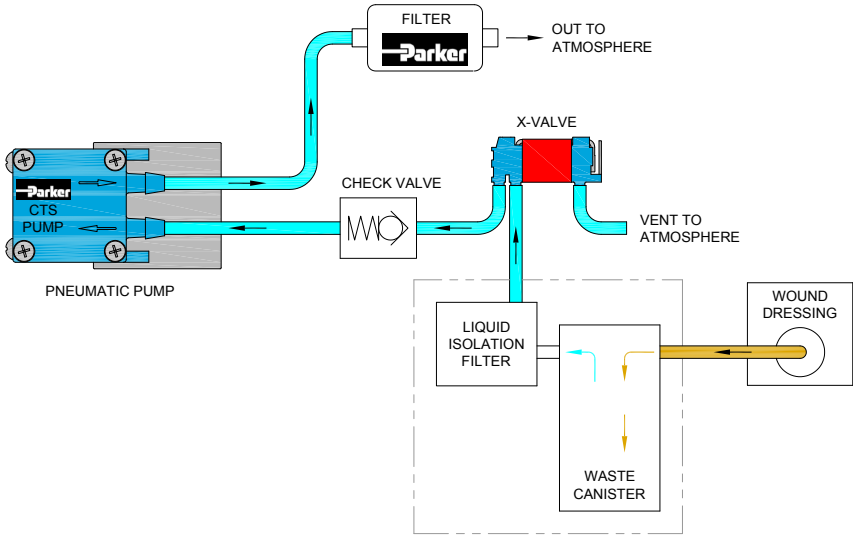


CTS Series

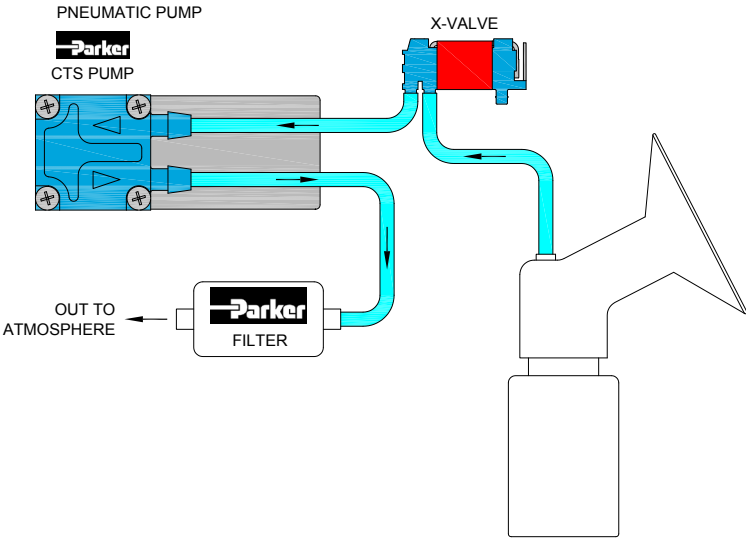
Micro Diaphragm Pumps (air/gas)

Typical Flow Diagram

Negative Pressure Wound Therapy (NPWT)



Breast Pump



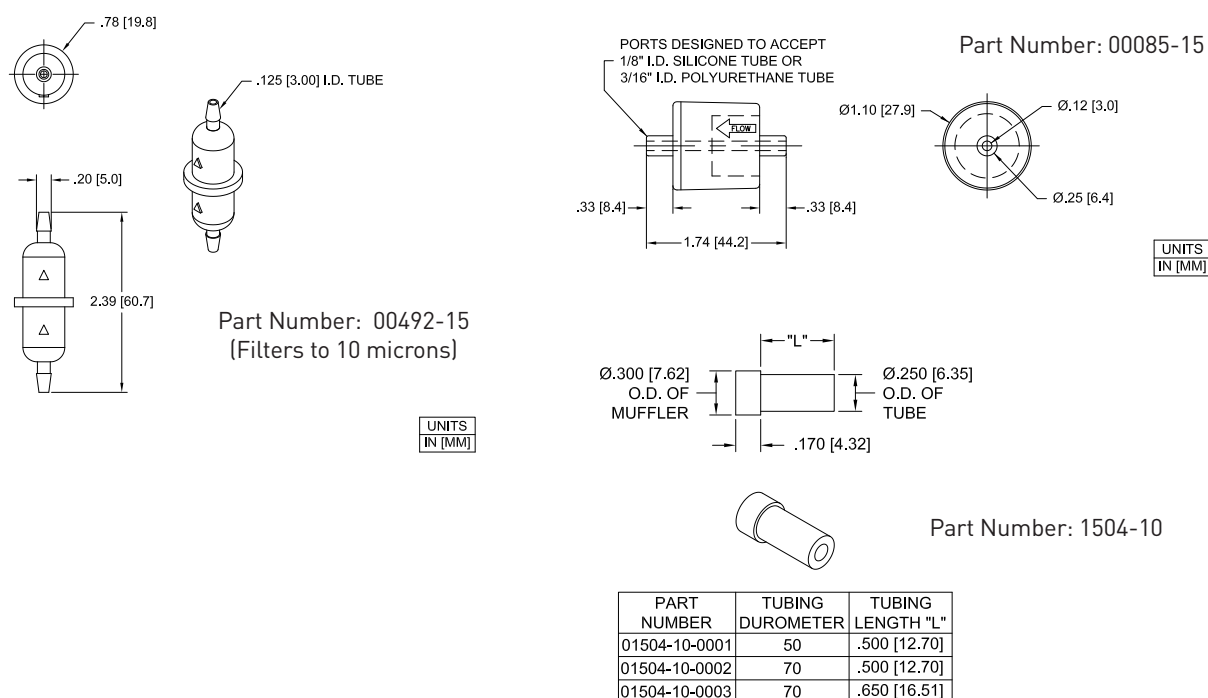
Micro Diaphragm Pumps (air/gas)

CTS Series

Accessory Information

A **Filter-Muffler** is always recommended in the air inlet or outlet to reduce noise and risk of debris that may affect pump performance. See *Typical Flow Diagrams* for installation guidelines and Note 2 in Appendix at the end on noise

Typically a 40 micron filter is recommended to be supplied by the customer. Following are three other options of filtering specifications



Chemical Compatibility Chart*

Chemical	Chemical Compatibility of Wetted Path Materials			
	FKM	EPDM	AEPDM	PSU
Air	1	1	1	1
Ozone (1000 ppm)	4	4	4	1
Oxygen	1	1	1	1
Ethylene (Ethene)	1	4	1	1
Acetylene	1	1	1	1
Propane	1	4	4	1
Methane	1	4	4	1
Nitrogen	1	1	1	1
Carbon Dioxide	1	2	2	1
Halothane (Up to 5%)	1	4	4	-

*The above is an Abbreviated Chemical Compatibility Chart. Please consult factory for details.

Compatibility Legend

- EXCELLENT
Minimal or no effect
- GOOD
Possible swelling and/or loss of physical properties
- DOUBTFUL
Moderate or severe swelling and loss of physical properties
- NOT RECOMMENDED
Severe effect and should not be considered

Note: Consult factory for other gases.

CTS Series

Micro Diaphragm Pumps (air/gas)

Ordering Information

CTS Single Head Pumps - General Purpose

Part No.	Vacuum: LPM @ Load						Free Flow	Pressure: LPM @ Load						Max		Motor Type	PCD*		Wetted Materials Diaphragm Valves-Gasket	
	24 in Hg	20 in Hg	16 in Hg	12 in Hg	8 in Hg	4 in Hg		4 psig	8 psig	12 psig	16 psig	20 psig	24 psig	28 psig	Vac in Hg		Press psig	VDC		mA
E107A-12-090		0.2	0.5	0.9	1.3	1.9	2.6								22.5		Brush PMDC	9	295	EPDM, EPDM
E107-12-090		0.2	0.5	0.9	1.3	1.9	2.6								22.5		Brush PMDC	9	295	EPDM, EPDM
E129-13-120							2.6	1.8	1.4	1.0	0.8	0.5				21.5	Brush PMDC	12	345	AEPDM, EPDM
E222-13							2.5	1.8	1.4	1.1	0.9	0.7	0.5			12.0	Brush PMDC	9	395	AEPDM, EPDM
E177A-12		0.1	0.5	0.8	1.2	1.7	2.3								22.5		Brush PMDC	12	410	EPDM, EPDM
E138-13							2.1	1.6	1.3	1.0	0.7	0.5	0.3			28.0	Brush PMDC	12	410	AEPDM, EPDM
E189-12		0.2	0.6	0.9	1.2	1.5	2.1								22.5		Brush PMDC	6	450	EPDM, EPDM
E129-12-090		0.1	0.4	0.6	1.0	1.4	2.0								22.0		Brush PMDC	9	250	EPDM, EPDM
E129-13-090							2.0	1.3	1.0	0.7	0.5	0.4	0.2			30.0	Brush PMDC	9	330	AEPDM, EPDM
E163-11-120				0.2	0.8	1.2	2.0	1.1	0.6	0.3					16.0	14.5	Brush PMDC	12	180	AEPDM, EPDM
E107-12-060			0.2	0.4	0.7	1.0	1.8								20.5		Brush PMDC	6	265	EPDM, EPDM
E249-13							1.8	1.4	1.0	0.8	0.6					10.0	BLDC Slotless	9	250	EPDM, EPDM
E257-11					0.8	1.2	1.8	1.1	0.7						15.5	14.0	BLDC Slotless	12	175	AEPDM, EPDM
E134-11-120				0.2	0.6	0.9	1.7	0.9	0.4	0.3					14.0	14.0	Coreless Brush	12	100	AEPDM, EPDM
E155-11-120				0.3	0.6	1.1	1.7	1.2	0.8	0.2					15.0	15.0	Brush PMDC	12	180	EPDM, EPDM
E162-11-090				0.3	0.7	1.1	1.6	1.0	0.6	0.3					15.5	15.0	Brush PMDC	9	200	AEPDM, EPDM
E165-11-090				0.3	0.7	1.1	1.6	1.1	0.7	0.4					15.5	13.5	Coreless Brush	9	140	AEPDM, EPDM
E163-11-090				0.2	0.5	0.8	1.5	0.8	0.5	0.2					15.5	15.0	Brush PMDC	9	165	AEPDM, EPDM
E164-11-060			0.1	0.3	0.6	1.0	1.5	1.0	0.6	0.3	0.1				17.0	17.5	Coreless Brush	6	200	AEPDM, EPDM
E206-11				0.1	0.4	0.9	1.5	1.0	0.5	0.2					14.0	13.0	Brush PMDC	24	110	AEPDM, EPDM
E232-13							1.5	1.1	0.8	0.5	0.4					12.0	Brush PMDC	5	550	AEPDM, AEPDM
E155-11-090				0.2	0.5	0.8	1.3	0.8	0.4	0.2					15.0	15.0	Brush PMDC	9	170	EPDM, EPDM
E240-13							1.3	1.0	0.8	0.2						10.0	BLDC Slotless	9	350	EPDM, EPDM
E242-12			0.3	0.5	0.7	1.0	1.3								22.0		BLDC Slotless	6	300	AEPDM, EPDM
E164-11-050			0.1	0.3	0.5	0.8	1.2	0.8	0.5	0.3	0.1				17.5	17.0	Coreless Brush	5	215	AEPDM, EPDM
E129-12-060			0.1	0.3	0.5	0.8	1.2								20.0		Brush PMDC	6	275	EPDM, EPDM
E134-11-090				0.1	0.4	0.6	1.2	0.6	0.3	0.2					14.0	14.0	Coreless Brush	9	70	AEPDM, EPDM
E244-11				0.3	0.5	0.9	1.4	0.9	0.6	0.2					16.0	16.0	BLDC Slotless	9	180	AEPDM, EPDM
E230-13							1.2	0.7	0.5	0.3						12.0	Brush PMDC	5	320	AEPDM, EPDM
E248-13							1.1	0.9	0.6	0.5	0.3					10.0	BLDC Slotless	6	320	EPDM, EPDM
E161-11-050				0.2	0.4	0.8	1.1	0.8	0.4	0.2					16.5	16.5	Brush PMDC	5	300	AEPDM, EPDM
E165-11-060				0.2	0.4	0.7	1.1	0.7	0.4	0.2					13.5	13.5	Coreless Brush	6	135	AEPDM, EPDM
E162-11-060				0.2	0.4	0.7	1.0	0.6	0.4	0.2					16.0	16.0	Brush PMDC	6	190	AEPDM, EPDM
E258-11					0.3	0.7	1.0	0.7	0.2						11.0	9.5	BLDC Slotless	12	135	AEPDM, EPDM
E134-11-060				0.1	0.2	0.4	0.9	0.3	0.2	0.1					14.0	14.0	Coreless Brush	6	80	AEPDM, EPDM
E193-11-120					0.3	0.5	0.9	0.5	0.1						12.5	10.0	Brush PMDC	12	110	AEPDM, EPDM
E155-11-060				0.1	0.3	0.5	0.7	0.4	0.2	0.1					15.0	15.0	Brush PMDC	6	160	EPDM, EPDM
E243-11				0.2	0.3	0.6	0.7	0.5	0.3	0.2					16.0	14.5	BLDC Slotless	6	175	AEPDM, EPDM
E134-11-050				0.1	0.2	0.4	0.5	0.3	0.2						15.5	15.5	Coreless Brush	5	90	AEPDM, EPDM

*PCD: Peak Current Draw

Note: The Ordering Information Section includes a few selected part numbers for the product line. Other performances and configurations are available. Please contact your Sales Representative or an Application Engineer to discuss your application needs.



Accessory Ordering Information

Part No.	Filtering Level (Micron)	Filter Area	Operating Limitations:			Wetted Materials
00492-15	10	1.71 in sq (11 sq cm)	Max Temperature 80° C	Min Temperature 32° C	Max Pressure 65 PSI	Polypropylene
01504-10	75-90	.02 in sq (16 sq mm)	80° C	32° C	65 PSI	Polyethylene
00085-15	0.01	.39 in sq (252 sq mm)	110° C	32° C	125PSI	Nylon
Filter-Mufflers: To assist with filtration and optimize noise reduction. Tubing: Recommendation 1/8" ID						

Please click on the Order On-line button below (or go to www.parker.com/precisionfluidics/cts) to configure the CTS Miniature Diaphragm Pump for your application.

Serviceable – PPF products are designed for use through the rated life and Parker does not sell replacement parts, nor is it recommended to service these in the field

Note: In addition to Parker's innovative and flexible pump designs, we offer applications engineering expertise to our customers in order to configure and recommend the optimal pump for the application. Contact Parker Applications Engineering to discuss and configure alternate pump configurations to meet your specific application requirements. Providing information on the following requirements will assist us in developing an optimal solution for your application:

- Noise
- Operating Pressure / Vacuum
- Power Consumption
- Life Requirement
- Function in the Application
- Size
- Motor Control
- Media
- Voltage



Parker Hannifin Precision Fluidics Division reserves the right to make changes. Drawings are for reference only.

Appendix A

All performance data is typical based on standard conditions: 70°F and 14.7 psia (21°C and 1 bar).

1. Duty Dependent. For operation above 122°F (50°C) consult factory
2. Noise is dependent on the configuration and operation of the pump in the application. Parker has the ability to tailor the pump configuration when noise is a critical criterion in the effort to meet the performance requirements of the application. Noise level is tested to Parker protocol P-105.
3. Life rating can vary depending on application and operating conditions.
4. Custom motor options available. Custom motors may require a significant application potential. The standard motors can be configured with a special winding to meet a particular operation point at a specified voltage
5. Current range is dependent on motor type, voltage, pressure/vacuum and flow requirement. Lower levels possible depending on application.
6. Pump efficiency is a measure of the flow rate generated per unit of power consumed. Efficiency may change dependent on application and operating condition at free flow.



BTC Series

Up to 6 LPM Free Flow




Miniature Diaphragm Pumps (air/gas)

BTC Miniature Diaphragm Pumps are a series of brush and brushless DC motor driven pumps, which are tailored to meet specific application performance requirements. An innovative compact design incorporates leading edge technologies that allow them to operate more efficiently than existing pump designs. BTC Pumps offer multiple component configurations allowing them to be used for either vacuum, pressure, or alternating vacuum and pressure operations. BTC series is ideal for a wide range of pressures and low noise applications.

Typical Applications

- Gas Analysis
- Anesthesia Monitors
- CO₂ Monitors
- Patient Monitoring
- Wound Therapy
- Urinalysis
- Medical/Training Mannequin

Features

- Innovative and efficient engineering designs enable the BTC Series to push the performance envelope in a lightweight, compact size.
- Using our proprietary advanced diaphragm elastomer and superior brushless motor design sets the highest benchmark for service-free operation that exceeds 10,000 hours.
- Incorporating the lightweight EZ Mount Accessory facilitates simple system assembly while dampening vibration and reducing noise levels.
- RoHS compliant. 

Product Specifications*

Physical Properties

Operating Environment¹ :
41 to 122°F (5 to 50°C)
Storage Environment :
-4 to 212°F (-20 to 100°C)
Media:
Air, Argon, Helium, Nitrogen, Oxygen, and other non-reacting gases
Humidity:
0% - 80% Relative Humidity
Noise Level² :
As low as 45 dB @ 12 in (30 cm)
<i>Muffler recommended for additional noise reduction (see accessories)</i>
Pump Assembly Rated Life³ :
PMDC Iron Core Brush - 3,000 hrs
Brushless Slotted - 10,000 hrs
Brushless Slotless - 10,000 hrs
Weight:
6.5 oz. (184 g) PMDC Iron Core Brush
4.5 oz. (128 g) Brushless Slotted
7.4 oz. (210 g) Brushless Slotless

Electrical

Motor Type (DC):
PMDC Iron Core Brush, Brushless Slotted, Brushless Slotless
Nominal Motor Voltages⁴:
6, 12, or 24 VDC
<i>Other voltages available upon request</i>
Electrical Termination:
PMDC Iron Core Brush: 22 AWG Wire Leads, Length 10" (254 mm)
Brushless Slotted Motor: 22 AWG Wire Leads, Length 20" (508 mm)
Brushless Slotless: 22 AWG Wire Leads Length 20" (508 mm)
Current Range⁵:
50 - 900 mA

Wetted Materials

Diaphragm:
EPDM, AEPDM, FKM
Valves:
EPDM, FKM
Pump Head:
Vectra (Liquid Crystal Polymer)

Pneumatic

Head Configuration:
Single
Maximum Unrestricted Flow:
Flow: 6 LPM
Pressure Range:
0 - 30 psig (0-1.93 bar) Flat
0 - 20 psig (0-1.38 bar) Convoluted
Vacuum Range:
0 - 23 in Hg (0-584 mm Hg) Flat
0 - 20 in Hg (0-508 mm Hg) Convoluted
Filtration:
40 microns - recommended
Efficiency at Free Flow⁶:
PMDC Iron Core Brush: 1.2 LPM/Watt (PN: C103E-13)
Brushless Slotted: 1.4 LPM/Watt (PN: C134D-13)
Brushless Slotless: 1.5 LPM/Watt (PN: C190-12)

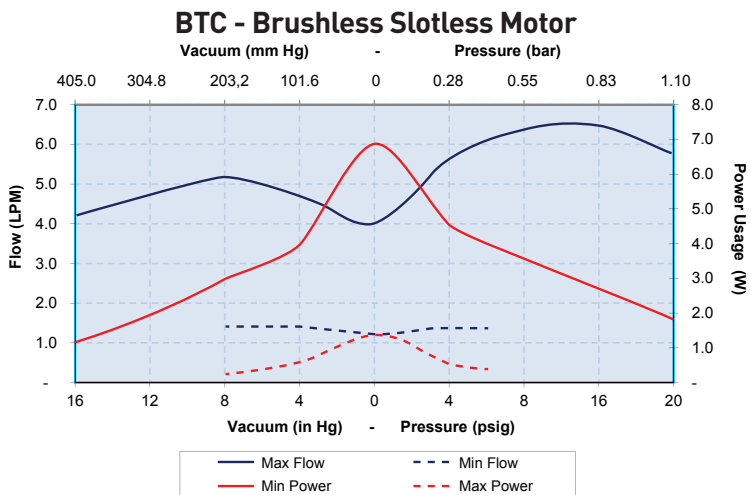
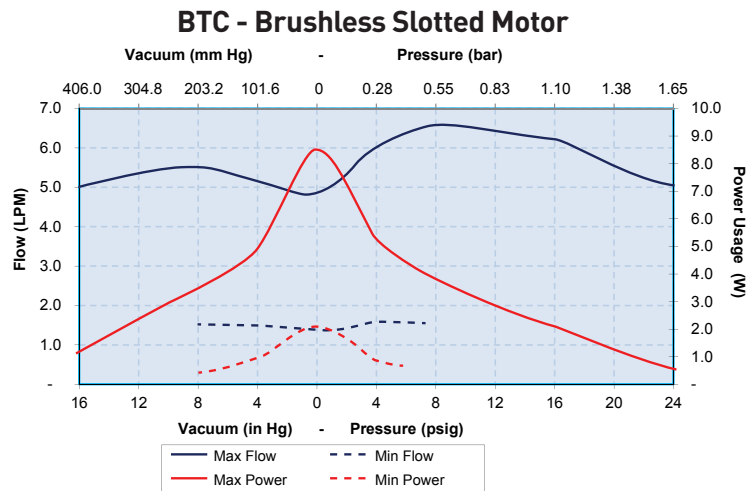
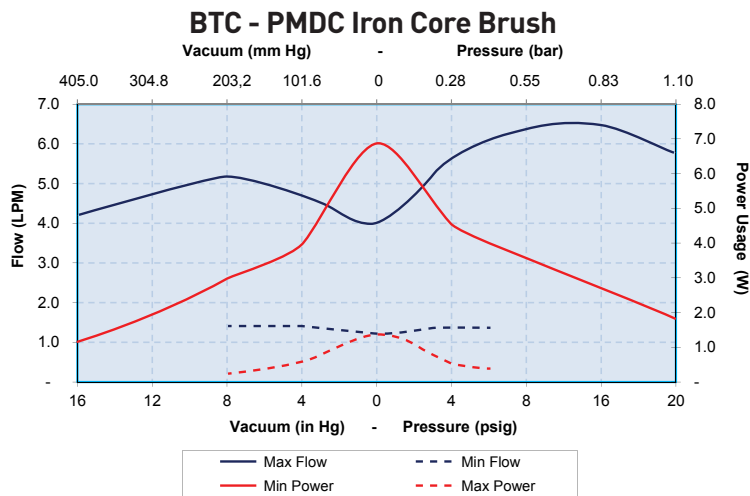
* See Appendix A for details.

BTC Series

Miniature Diaphragm Pumps (air/gas)

Performance Specifications

Miniature Pumps



The above graphs represent an example of performance for the pump series handling air at 800 feet (244 m) above sea level at 75 degree F (24 C). Performance will vary depending on barometric pressure and media temperature. A variety of configurations can be accommodated to meet application requirements. Curves are representative of standard pump configurations. Pump configurations could be customized for higher or lower flows depending on specific customer requirements.



Please contact Parker Precision Fluidics Applications Engineering for other considerations.



Miniature Diaphragm Pumps (air/gas)

BTC Series

Sizing and Selection

BTC
SeriesPMDC
Iron Core BrushBrushless
Slotted MotorBrushless
Slotless Motor

	PMDC Iron Core Brush	Brushless Slotted Motor	Brushless Slotless Motor
Efficiency ¹	Good	Better - Up to 60% motor efficiency at low loads	Best - Up to 75% motor efficiency at high power levels
Life ²	Good - 3,000 hrs	Best - 10,000 hrs	Best - 10,000 hrs
Cost	Best	Better	Premium
Noise	Good	Better	Best

Mounting Guidelines:

- Bracket options available for mounting consideration (See *EZ Mount catalog pages*).
- Hole in the center of the bottom of housing is for manufacturing only—not to be used for mounting.
- Mounting holes are drilled for #6-20 self-tapping screws with 1/4" (6 mm) thread engagement torque to 4 in-lbs (0.45 N-m).

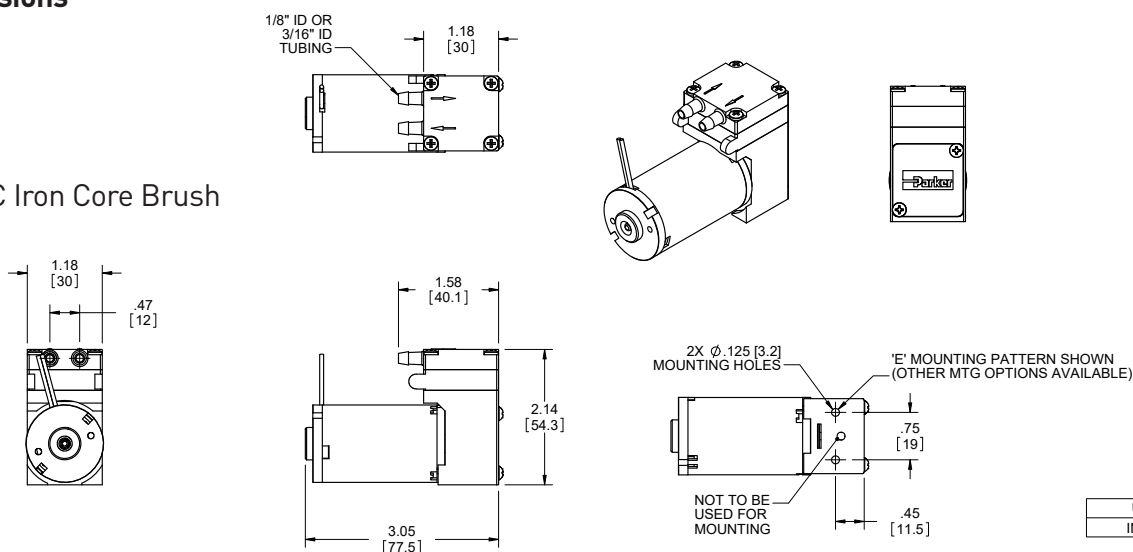
Port Connections:

- Barbs are sized for 1/8" (3 mm) ID tubing, 70-80 durometer recommended.
- Flow direction is marked on the pump head with arrows.

Mechanical Integration

Dimensions

PMDC Iron Core Brush



UNITS
IN. [mm]



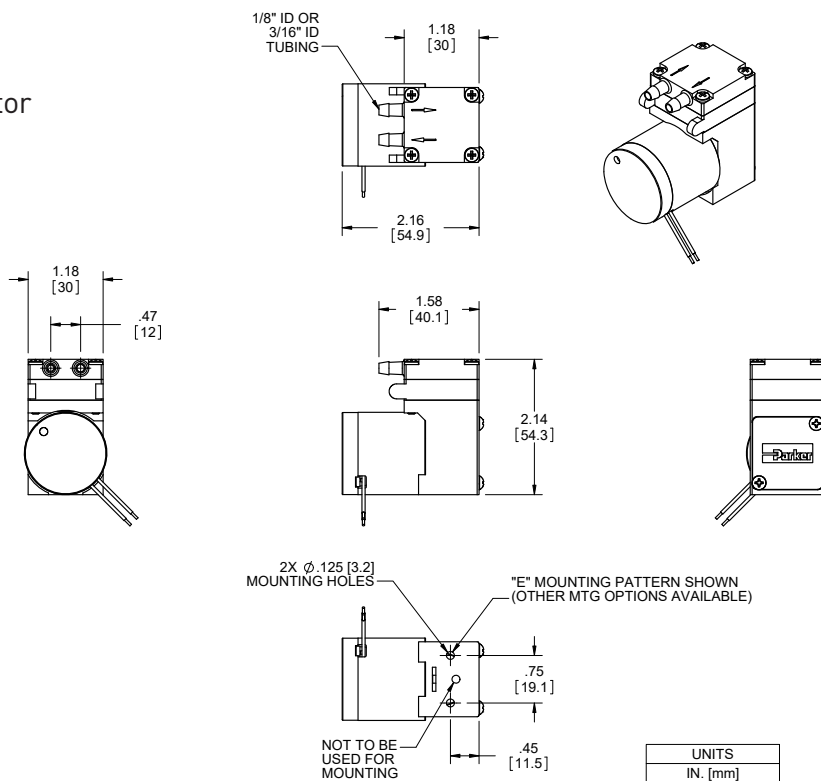
BTC Series

Miniature Diaphragm Pumps (air/gas)

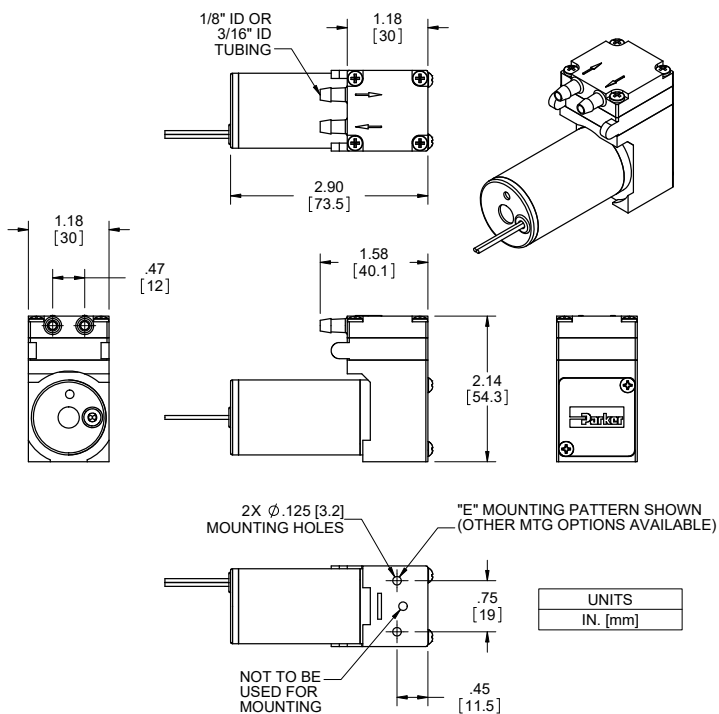
Mechanical Integration

Dimensions

Brushless Slotted Motor



Brushless Slotless Motor



Electrical Integration and Motor Control

PMDC Iron Core Brush Motor

2 Wire	Red (+), Black (-)
Wire specification	22 AWG, Insulation OD 0.051 in (1.30 mm), 10" (254 mm) Wire Leads

Brushless Motor Control Options

2 Wire	Red (+), Black (-)
3 Wire (Speed Control)	Red (+), Black (-), White (PWM) or Yellow (Analog)
4 Wire (Speed Control & Feedback)	Red(+), Black (-), White (PWM) or Yellow (Analog), Blue (Tachometer)
Wire specification	22 AWG, Insulation OD 0.051 in (1.30 mm), 20" (508 mm) Wire Leads

Other Motor Control Considerations

The drive electronics for the BLDC motors are integrated into the motor itself, all that is needed is a power supply with the sufficient voltage and current.

Key Things to Remember

The pump is not a pressure holding device. An external check valve is recommended, if there is a pressure holding requirement.

Pump orientation does not affect performance or life.

Pulse Width Modulation (PWM)

Pulse-width modulation is a commonly used technique for controlling DC motors.

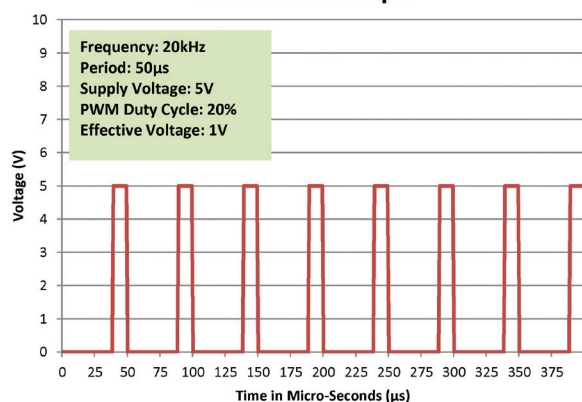
The average value of the voltage fed to the motor is controlled by turning a switch between the voltage supply and the motor on-and-off at a fast pace. The longer the switch is on compared to the off time, the higher the power supplied to the motor.

The PWM switching frequency varies for different types of devices, and is selected based on how it affects the device. For example, some applications require a faster switching frequency to prevent audible noise or electrical noise.

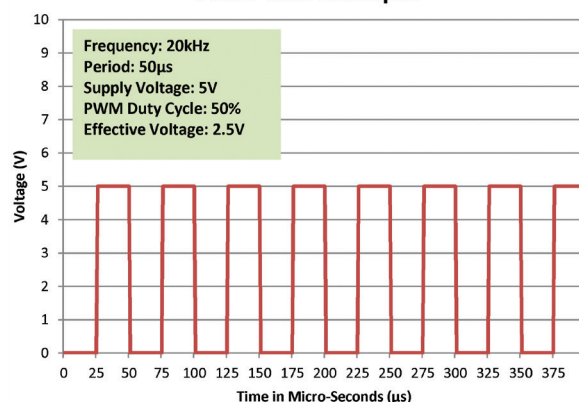
The term duty cycle describes the ratio of on-time to the period (one complete on-and-off cycle). Duty cycle is normally expressed as a percentage of on-time, 100% being full-power and 50% being half-power.

The advantage of PWM is the reduction of power-loss due to switching versus other control methods. Parker Hannifin recommends controlling the pump using 15kHz - 20 kHz frequency range.

20% PWM Example



50% PWM Example

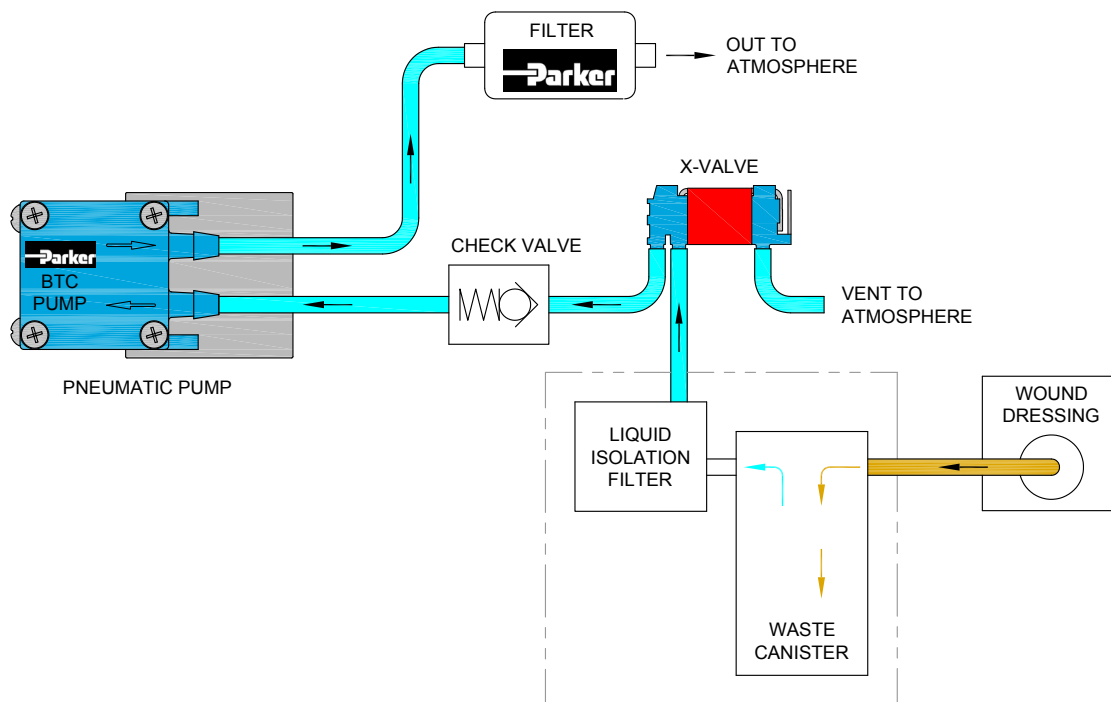


BTC Series

Miniature Diaphragm Pumps (air/gas)

Typical Flow Diagram

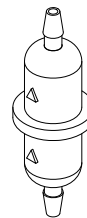
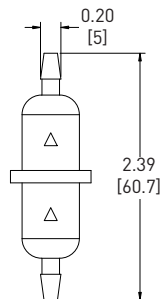
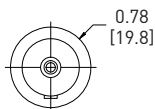
Negative Pressure Wound Therapy



Ordering Information

Filter-Mufflers also available to assist with filtration and optimize noise reduction.

Part Number: 00492-15
(Filters to 10 microns)




UNITS
IN. (mm)



Accessory Information

EZ Mount available



EZ Mount provides ease of installation and effective control of vibration transfer. EZ Mount was designed to mount easily to the Precision Fluidic BTC Family of diaphragm pumps.

Features

- Isolation feet on the EZ mount can be rotated in any one of three ninety-degree planes and is designed for top-down or bottom-up mounting providing simple installation.
- EZ Mount was designed to minimize weight added to the pump assembly. Approximate weights are: Style A - 0.63 oz (18 g), Style B - 0.71 oz (20 g).
- Effectively absorbs vibration to minimize most vibration-induced noise and vibration transfer into an instrument.
- Designed to keep height and size to a minimum.
- Engineered for Parker BTC pumps to ease integration into your system.

Physical Properties

Operating Environment:

41 - 158°F (5 - 70°C)

Humidity:

0 - 95% Relative Humidity

Base Plate:

Noryl GTX830

Feet:

Silicone

Feet Insert:

Brass

Hardware:

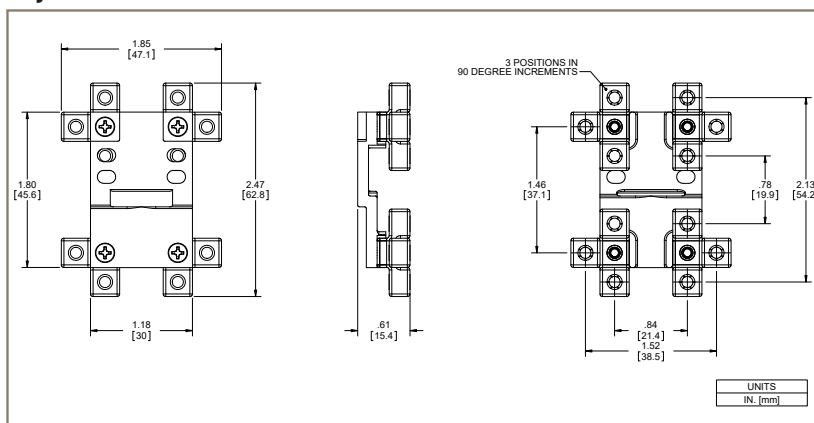
Zinc-Plated Steel

EZ Mount kits include all necessary hardware and detailed instructions.

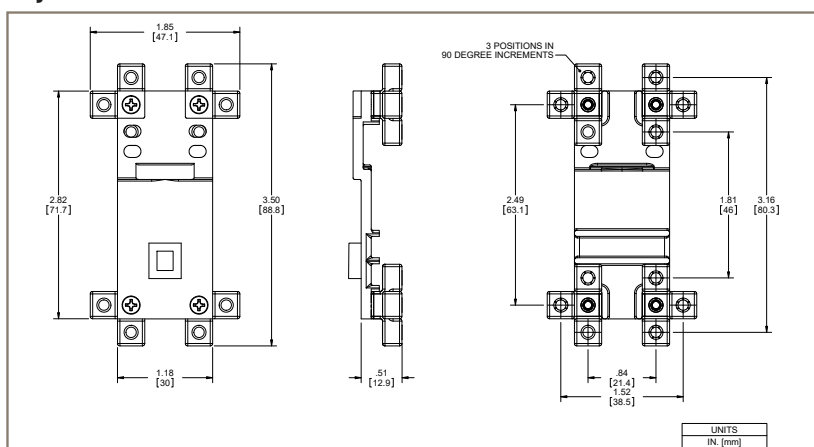
Isolation Feet are available in either threaded or thru-hole clearance for standard #4-40 or #6-32 (M3 for clearance hole only) hardware and can be mounted in any of three ninety-degree planes.

Dimensions

Style A



Style B - PMDC Iron Core Brush Motor



BTC Series

Miniature Diaphragm Pumps (air/gas)

Chemical Compatibility Chart*

Chemical	Chemical Compatibility of Wetted Path Materials			
	FKM	EPDM	AEPDM	Vectra A130
Air	1	1	1	1
Ozone (1000 ppm)	4	4	4	2
Oxygen	1	1	1	1
Ethylene (Ethene)	1	4	1	3
Acetylene	1	1	1	1
Propane	1	4	4	1
Methane	1	4	4	1
Nitrogen	1	1	1	1
Carbon Dioxide	1	2	2	1
Halothane (Up to 5%)	1	4	4	1

Compatibility Legend

- EXCELLENT**
Minimal or no effect
- GOOD**
Possible swelling and/or loss of physical properties
- DOUBTFUL**
Moderate or severe swelling and loss of physical properties
- NOT RECOMMENDED**
Severe effect and should not be considered

Note: Consult factory for other gases.

*The above is an Abbreviated Chemical Compatibility Chart. Please consult factory for details.

Ordering Information

BTC Single Head Pumps - General Purpose

Part No.	Vacuum: LPM @ Load					Free Flow 0	Pressure: LPM @ Load						Max		Motor Type	PCD*		Wetted Materials Diaphragm, Valves, Gasket	
	20 in Hg 508 mm Hg	16 in Hg 406 mm Hg	12 in Hg 305 mm Hg	8 in Hg 203 mm Hg	4 in Hg 102 mm Hg		4 psig 276 mbar	8 psig 55 mbar	12 psig 827 mbar	16 psig 1103 mbar	20 psig 1379 mbar	24 psig 1655 mbar	28 psig 1931 mbar	Vac in Hg		Press psig	VDC		mA
	H022C-11		0.3	0.9	1.4		1.8	3.2	2.0	1.4	1.1	0.9	0.5	0.2			18.0		24.0
H041B-11		0.3	0.9	1.4	1.8	3.2	2.0	1.4	1.1	0.9	0.5	0.2		18.0	24.0	Brush PMDC	6	665	AEPDM,EPDM,EPDM
H054B-11		0.3	0.9	1.4	1.8	3.2	2.0	1.4	1.1	0.9	0.5	0.2		18.0	24.0	Brushless Slotted	24	220	AEPDM,EPDM,EPDM
H084-11		0.3	0.9	1.4	1.8	3.2	2.0	1.4	1.1	0.9	0.5	0.2		18.0	24.0	Brush- PMDC	24	180	AEPDM,EPDM,EPDM
H085-11		0.3	0.9	1.4	1.8	3.2	2.0	1.4	1.1	0.9	0.5	0.2		18.0	24.0	Brush- PMDC	12	370	AEPDM,EPDM,EPDM
H127-11		0.3	0.7	1.4	2.1	2.7	2.2	1.8	1.4	1.0	0.6	0.3		18.0	24.0	Brushless Slotless	24	205	AEPDM,EPDM,EPDM
H124-11		0.3	0.9	1.4	2.1	2.6	2.1	1.7	1.3	1.0	0.6	0.3		18.0	24.0	Brushless Slotless	12	380	AEPDM,EPDM,EPDM
H004C-11			0.6	1.0	1.7	2.5	1.7	1.2	0.8	0.3				16.0	20.0	Brushless Slotted	12	350	AEPDM,EPDM,EPDM
H037A-11			0.7	1.2	1.8	2.5	1.7	1.2	0.8					16.0	17.0	Brush- PMDC	12	265	AEPDM,EPDM,EPDM
H050D-11			0.6	1.1	1.7	2.5	1.7	1.2	0.9	0.5				16.0	20.0	Brushless Slotted	24	175	AEPDM,AEPDM,EPDM
H061-11			0.5	0.9	1.6	2.5	1.6	1.1	0.8	0.4				16.0	20.0	Brush- PMDC	6	620	AEPDM,EPDM,EPDM
H070A-11			0.6	1.1	1.8	2.5	1.7	1.2	0.8					16.0	17.0	Brush- PMDC	24	125	AEPDM,AEPDM,EPDM
L008C-11				0.3	0.7	1.5	0.6	0.3**						10.0	7.0	Brushless Slotted	12	195	AEPDM,AEPDM,EPDM
L037B-11				0.4	0.9	1.5	0.9	0.3						12.0	10.0	Brush- PMDC	24	95	AEPDM,AEPDM,EPDM
L045B-11				0.4	0.7	1.5	0.7	0.3						12.0	10.0	Brushless Slotted	24	110	AEPDM,AEPDM,EPDM
L052C-11				0.4	1.0	1.5	0.9	0.3						12.0	10.0	Brush- PMDC	12	160	AEPDM,AEPDM,EPDM
L074-11				0.2	0.5	1.2	0.5	0.3*						9.0	7.0	Brush- PMDC	6	270	AEPDM,AEPDM,EPDM

* PCD: Peak Current Draw ** @ 6psi (414 mbar)

Miniature Diaphragm Pumps (air/gas)

BTC Series

Ordering Information

BTC Single Head Pumps - High Flow

Part No.	Vacuum: LPM @ Load					Free Flow	Pressure: LPM @ Load						Max		Motor Type	VDC	PCD* mA	Wetted Materials	
	20 in Hg	16 in Hg	12 in Hg	8 in Hg	4 in Hg		4 psig	8 psig	12 psig	16 psig	20 psig	24 psig	28 psig	Vac in Hg					Press psig
	508 mm Hg	406 mm Hg	305 mm Hg	203 mm Hg	102 mm Hg	0	276 mbar	55 mbar	827 mbar	1103 mbar	1379 mbar	1655 mbar	1931 mbar						Diaphragm, Valves, Gasket
C134D-12		0.9	1.7	2.5	3.4	6.0								20.0		Brushless Slotted	12	485	AEPDM,EPDM,EPDM
C117H-12		0.9	1.7	2.5	3.5	6.0								20.0		Brushless Slotted	24	400	AEPDM,EPDM,EPDM
C190-12		0.7	1.5	2.5	3.5	4.7								19.0		Brushless Slotless	12	400	AEPDM,EPDM,EPDM
C191-12		1.0	1.8	2.7	3.7	4.4								21.0		Brushless Slotless	24	250	AEPDM,EPDM,EPDM
C103E-12		0.9	1.8	3.0	3.9	6.0								20.0		Brush-PMDC	12	510	AEPDM,AEPPDM,EPDM
C153A-12		1.0	1.7	2.6	3.5	6.0								20.0		Brush-PMDC	24	245	AEPDM,AEPPDM,EPDM
C134D-13						6.0	3.8	3.0	2.4	1.9	1.4	1.0		24.0		Brushless Slotted	12	700	AEPDM,EPDM,EPDM
C117H-13						6.0	3.7	2.7	2.0	1.5	0.9	0.4		24.0		Brushless Slotted	24	390	AEPDM,EPDM,EPDM
C190-13						4.3	3.4	2.7	2.0	1.6	1.2			22.5		Brushless Slotless	12	530	AEPDM,EPDM,EPDM
C191-13						4.0	3.2	2.6	1.9	1.4	1.0			21.0		Brushless Slotless	24	260	AEPDM,EPDM,EPDM
C103E-13						6.0	3.9	3.0	2.2	1.4	0.6			24.0		Brush-PMDC	12	670	AEPDM,AEPPDM,EPDM
C153A-13						6.0	4.0	3.1	2.4	1.6	1.1			24.0		Brush-PMDC	24	310	AEPDM,AEPPDM,EPDM

Note: The Ordering Information Section includes a few selected part numbers for the product line. Other performances and configurations are available. Please contact your Sales Representative or an Application Engineer to discuss your application needs.

*PCD: Peak Current Draw

Accessory Information

Part No.	Filtering Level (Micron)	Filter Area	Internal Volume	Operating Limitations:			Wetted Materials
				Max Temperature	Min Temperature	Max Pressure	
00492-15	10	1.71 in ² (11 cm ²)	0.24 in ³ (3.9 cm ³)	80°C	32°C	65 PSI (4.48 bar)	Polypropylene
Filter-Mufflers: To assist with filtration and optimize noise reduction. Tubing: Recommendation 1/8" (3mm) ID.							

EZ Mount for BTC Single Head Pump
with PMDC Iron Core Brush Motor

Part Number	Style	Description
00329-10-A45S	B	#4-40 Threaded
00329-10-B45S	B	#4 Clearance
00329-10-D45S	B	#6-32 Threaded
00329-10-C45S	B	#6 / M3 Clearance

EZ Mount for BTC Single Head Pump
with Brushless Slotted Motor

Part Number	Style	Description
00328-10-A45S	A	#4-40 Threaded
00328-10-B45S	A	#4 Clearance
00328-10-D45S	A	#6-32 Threaded
00328-10-C45S	A	#6 / M3 Clearance

EZ Mount for BTC Single Head Pump
with Brushless Slotless Motor

Part Number	Style	Description
01074-10-A45S	B	#4-40 Threaded
01074-10-B45S	B	#4 Clearance
01074-10-D45S	B	#6-32 Threaded
01074-10-C45S	B	#6 / M3 Clearance

Ordering Information

Please click on the Order On-line button below (or go to www.parker.com/precisionfluidics/btc) to configure the BTC-II Miniature Diaphragm Pump for your application.

Serviceable – PPF products are designed for use through the rated life and Parker does not sell replacement parts, nor is it recommended to service these in the field

Note: In addition to Parker's innovative and flexible pump designs, we offer applications engineering expertise to our customers in order to configure and recommend the optimal pump for the application. Contact Parker Applications Engineering to discuss and configure alternate pump configurations to meet your specific application requirements. Providing information on the following requirements will assist us in developing an optimal solution for your application:

- Noise
- Operating Pressure / Vacuum
- Power Consumption
- Life Requirement
- Function in the Application
- Size
- Motor Control
- Media
- Voltage



Parker Hannifin Precision Fluidics Division reserves the right to make changes. Drawings are for reference only.

Appendix A

All performance data is typical based on standard conditions: 70°F and 14.7 psia (21°C and 1 bar).

1. Duty Dependent. For operation above 122°F (50°C) consult factory
2. Noise is dependent on the configuration and operation of the pump in the application. Parker has the ability to tailor the pump configuration when noise is a critical criterion in the effort to meet the performance requirements of the application. Noise level is tested to Parker protocol P-105.
3. Life rating can vary depending on application and operating conditions.
4. Custom motor options available. Custom motors may require a significant application potential. The standard motors can be configured with a special winding to meet a particular operation point at a specified voltage
5. Current range is dependent on motor type, voltage, pressure/vacuum and flow requirement. Lower levels possible depending on application.
6. Pump efficiency is a measure of the flow rate generated per unit of power consumed. Efficiency may change dependent on application and operating condition at free flow.



BTC-IIS Series Miniature Diaphragm Pumps (air/gas)

Up to 11 LPM Free Flow



Typical Applications

- Patient Monitoring
- Compression Therapy
- Hemodialysis
- Peritoneal Dialysis
- Respiratory Care
- Wound Therapy
- Medical/Training Mannequins
- Degassing

Product Specifications

Physical Properties

Operating Environment¹:
41 to 122°F (5 to 50°C)
Storage Environment:
-4 to 212°F (-20 to 100°C)
Media:
Air, Argon, Helium, Nitrogen, Oxygen, and other non-reacting gases
Humidity:
0 – 80% Relative Humidity
Noise Level²:
As low as 45 dB @ 12 in (30 cm) <i>Muffler recommended for additional noise reduction (see accessories)</i>
Pump Assembly Rated Life³:
PMDC Iron Core Brush - 3,000 hrs
Brushless Slotted - 10,000 hrs
Brushless Slotted (High Torque) - 10,000 hrs
Brushless Slotless - 10,000 hrs
Weight:
8.0 oz. (227 g) PMDC Iron Core Brush
6.0 oz. (170 g) Brushless Slotted
11.6 oz. (330 g) Brushless Slotted (High Torque)
8.8 oz. (250 g) Brushless Slotless

Electrical

Motor Type (DC):
PMDC Iron Core Brush, Brushless Slotted (High Torque), Brushless Slotless
Nominal Motor Voltages⁴:
6, 12, or 24 VDC <i>Other voltages available upon request</i>
Electrical Termination:
PMDC Iron Core Brush: 22 AWG Wire Leads, Length 10" (254 mm)
Brushless Slotted Motor: 22 AWG Wire Leads, Length 20" (508 mm)
Brushless Slotted Motor (High Torque): 22 AWG Wire Leads, Length 20" (508 mm)
Brushless Slotless: 22 AWG Wire Leads, Length 20" (508 mm)
Current Range⁵:
200 - 1400 mA

Wetted Materials


Diaphragm:
EPDM, AEPDM, FKM
Valves:
EPDM, FKM
Pump Head:
Vectra (Liquid Crystal Polymer)

Pneumatic

Head Configuration:
Dual
Maximum Unrestricted Flow:
6 LPM (Series)
11 LPM (Parallel)
Pressure Range:
0 - 48 psig (0 - 3.31 bar) Series
0 - 28 psig (0 - 1.93 bar) Parallel
Vacuum Range:
0 - 25 in Hg (635 mm Hg) (Series)
0 - 20 in Hg (508 mm Hg) (Parallel)
Filtration:
40 microns - recommended
Efficiency at Free Flow⁶
PMDC Iron Core Brush:
0.9LPM/Watt (PN: D743-21-01)
Brushless Slotted:
1.1LPM/Watt (PN: D713-21-01)
Brushless Slotted:
1.0LPM/Watt (PN: D737-23-01)
Brushless Slotless:
1.3LPM/Watt (PN: D1019-22-01)

BTC-IIS Miniature Diaphragm Pumps are a series of brush and brushless DC motor driven pumps which are tailored to meet the specific application performance requirements. The innovative compact designs incorporate leading edge technologies that allow them to operate more efficiently than existing pump designs. BTC-IIS Pumps offer multiple component configurations allowing them to be used for either vacuum, pressure, or alternating vacuum and pressure operations. BTC-IIS is ideal for compact, high flow, wide pressure ranges, long-life, low noise applications.

Features

- The BTC-IIS Series pump sets the highest benchmark for service-free performance with our unique brushless DC motor design and advanced proprietary diaphragm elastomer.
- Incorporating the lightweight EZ Mount accessory facilitates simple system assembly while dampening vibration and reducing noise levels.
- The BTC-IIS maximizes flexibility by offering several mount options.
- Our 100% oil and grease-free pump and compressor design maintains the purity of your system and are commonly used in FDA-approved systems.
- RoHS compliant. 

* See Appendix A for details.

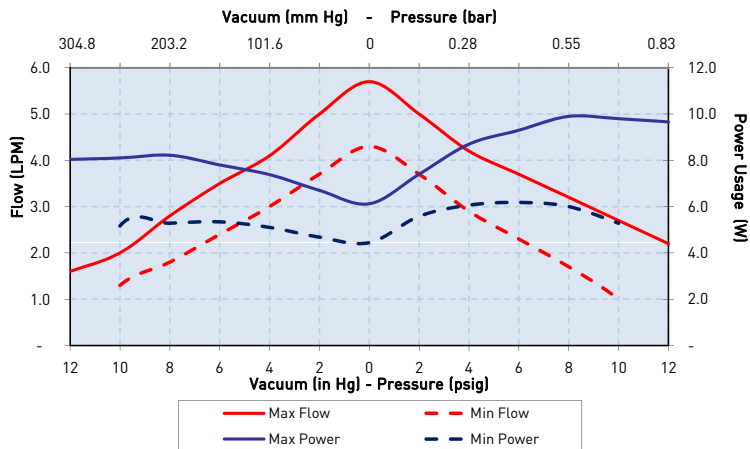


BTC-IIS Series

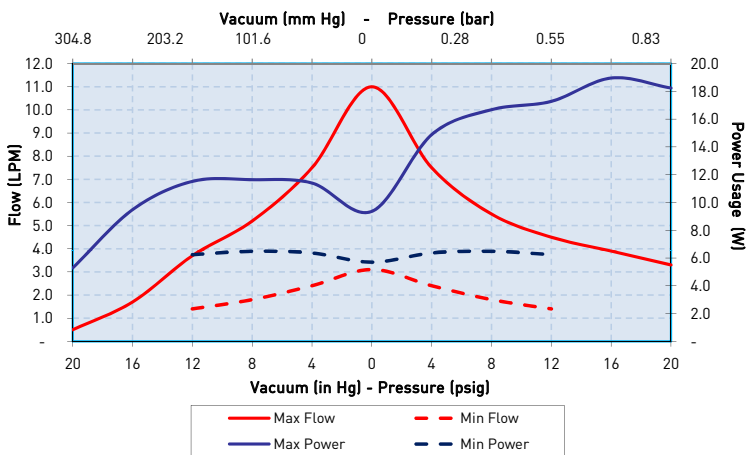
Miniature Diaphragm Pumps (air/gas)

Performance Specifications

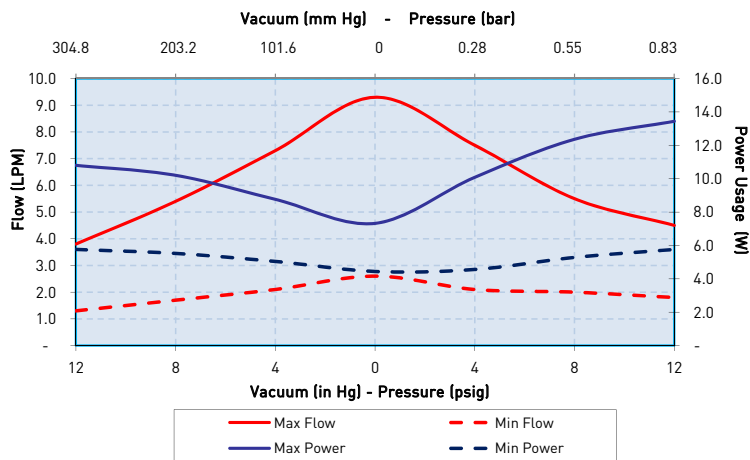
BTC-IIS - PMDC Iron Core Brush Motor



BTC-IIS - Brushless Slotted Motor



BTC-IIS - Brushless Slotless Motor



The above graph represents an example of performance for the pumps series handling air at 800 feet (244m) above sea level at 75°F (24°C). Performance will vary depending on barometric pressure and media temperature. Curves are representative of standard pump configurations. Pump configurations could be customized for higher or lower flows, depending on specific customer requirements.

Please contact Parker Precision Fluidics Applications Engineering for other considerations.



Miniature Diaphragm Pumps (air/gas)

BTC-IIS Series

Sizing and Selection



BTC-IIS Series

PMDC Iron Core Brush

Brushless Slotted Motor

Brushless Slotted Motor (High Torque)

Brushless Slotless Motor



	PMDC Iron Core Brush	Brushless Slotted	Brushless Slotted (High Torque)	Brushless Slotless
Efficiency ⁸	Good	Better - Up to 60% motor efficiency at low loads	Better - up to 60% motor efficiency at high power levels with high torque capability	Best - Up to 75% motor efficiency at high power levels
Life ¹⁰	Good - 3,000 hrs	Best - 10,000 hrs	Best - 10,000 hrs	Best - 10,000 hrs
Cost	Best	Better	Good	Premium
Noise	Good	Better	Best	Best

Mounting Guidelines:

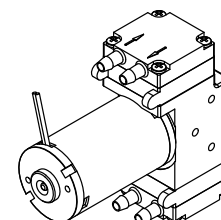
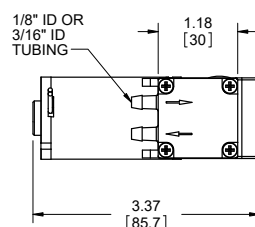
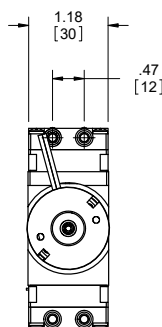
- Bracket options available for mounting consideration (See *EZ Mount catalog pages*).
- Hole in the center of the bottom of housing is for manufacturing only—not to be used for mounting.
- Mounting holes are drilled for #6-20 self-tapping screws with 1/4" (6 mm) thread engagement torque to 4 in.-lbs. (0.45 N-m).

Port Connections:

- Barbs are sized for 1/8" (3 mm) ID tubing, 70-80 durometer recommended.
- Flow direction is marked on the pump head with arrows.

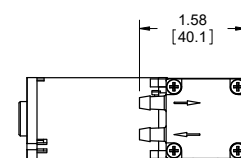
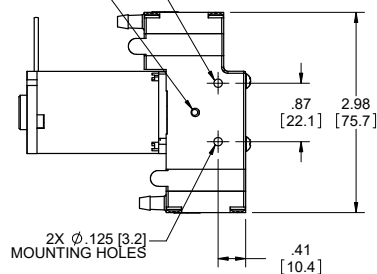
Dimensions

PMDC Iron Core Brush



NOT TO BE USED FOR MOUNTING

"G" MOUNTING PATTERN SHOWN (OTHER MOUNTING OPTIONS AVAILABLE)



UNITS
IN. [mm]



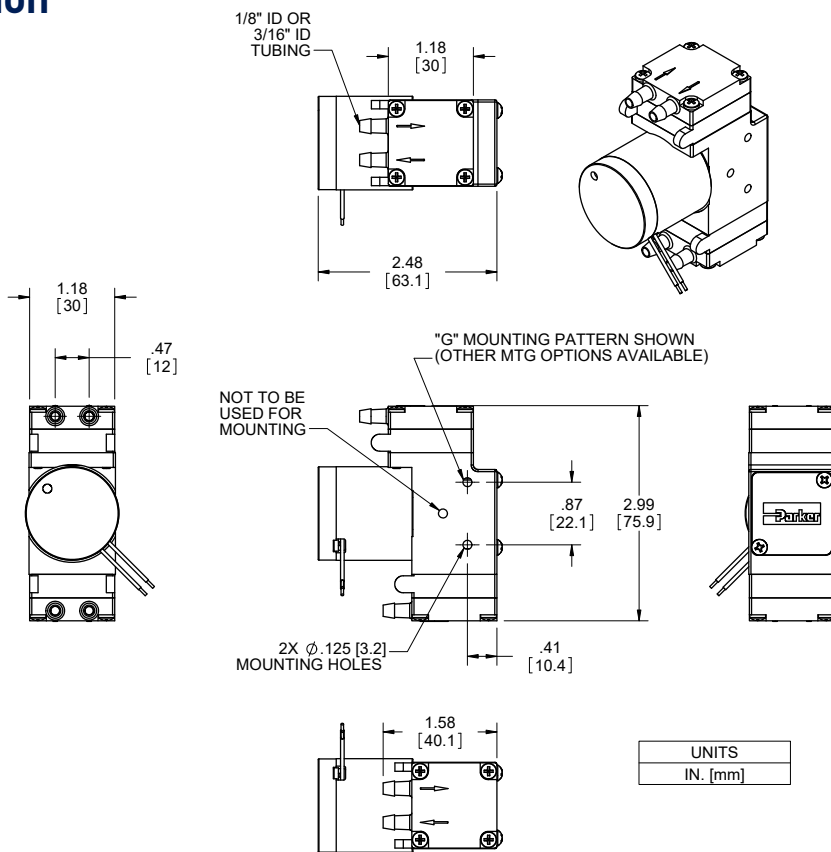
BTC-IIS Series

Miniature Diaphragm Pumps (air/gas)

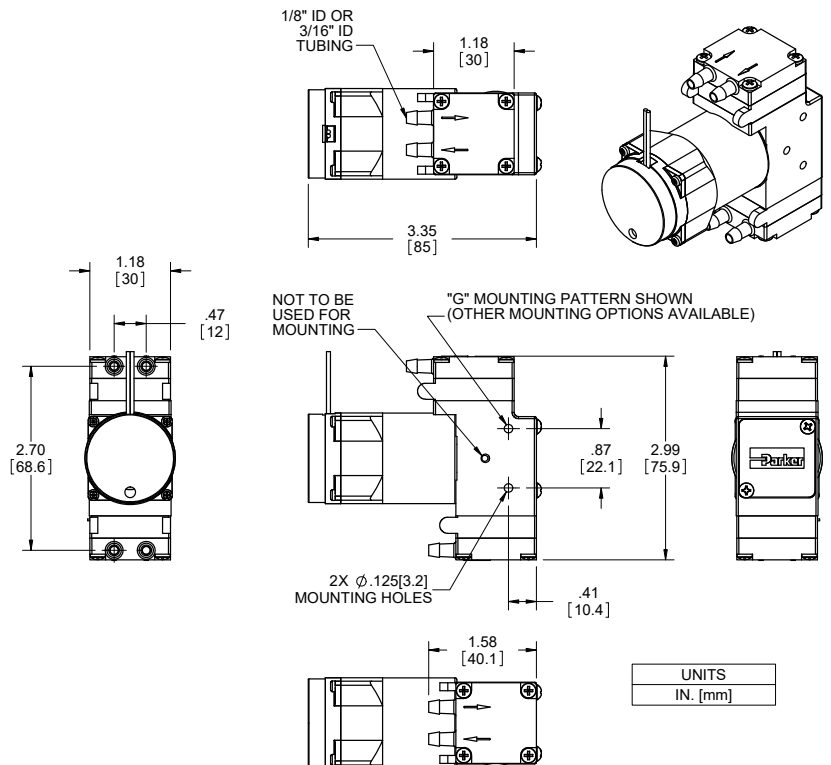
Mechanical Integration

Dimensions

Brushless Slotted Motor

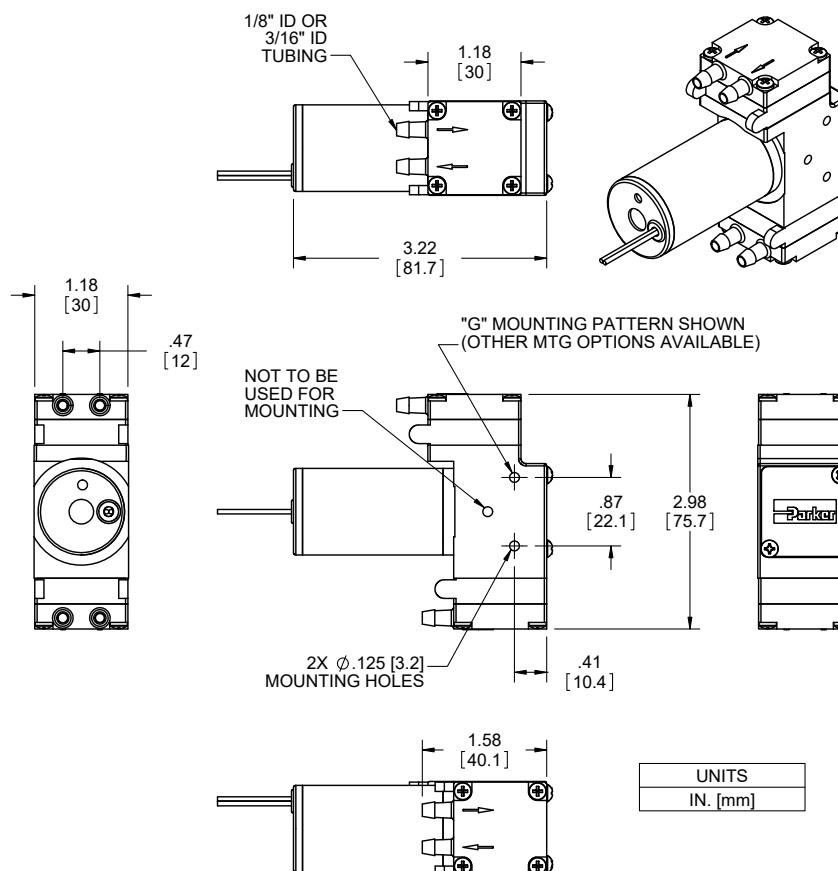


Brushless Slotted Motor (High Torque)



Dimensions

Brushless
Slotless Motor



Electrical Integration and Motor Control

PMDC Iron Core Brush Motor

2 Wire	Red (+), Black (-)
Wire specification	22AWG, Insulation OD 0.051 in (1.30 mm), 10" (254 mm) Wire Leads

Brushless Motor Control Options

2 Wire	Red (+), Black (-)
3 Wire (Speed Control)	Red (+), Black (-), White (PWM) or Yellow (Analog)
4 Wire (Speed Control & Feedback)	Red(+), Black (-), White (PWM) or Yellow (Analog), Blue (Tachometer)
Wire specification	22AWG, Insulation OD 0.051 in (1.30 mm), 20" (508 mm) Wire Leads

Other Motor Control Considerations

The drive electronics for the BLDC motors are integrated into the motor itself, all that is needed is a power supply with the sufficient voltage and current.

Key Things to Remember

The pump is not a pressure holding device. An external check valve is recommended, if there is a pressure holding requirement.

Pump orientation does not affect performance or life.

BTC-IIS Series

Miniature Diaphragm Pumps (air/gas)

Pulse Width Modulation (PWM)

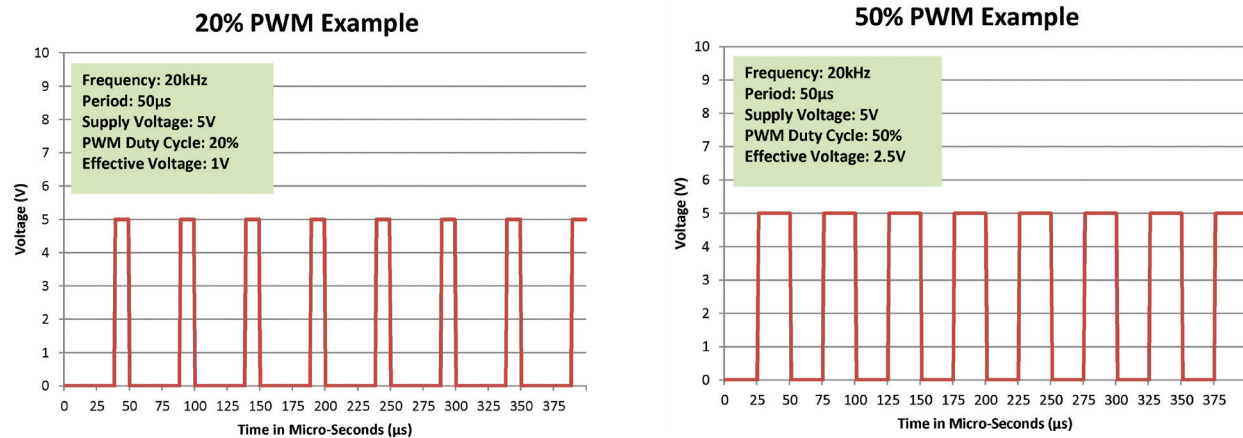
Pulse-width modulation is a commonly used technique for controlling DC motors.

The average value of the voltage fed to the motor is controlled by turning a switch between the voltage supply and the motor on-and-off at a fast pace. The longer the switch is on compared to the off time, the higher the power supplied to the motor.

The PWM switching frequency varies for different types of devices, and is selected based on how it affects the device. For example, some applications require a faster switching frequency to prevent audible noise or electrical noise.

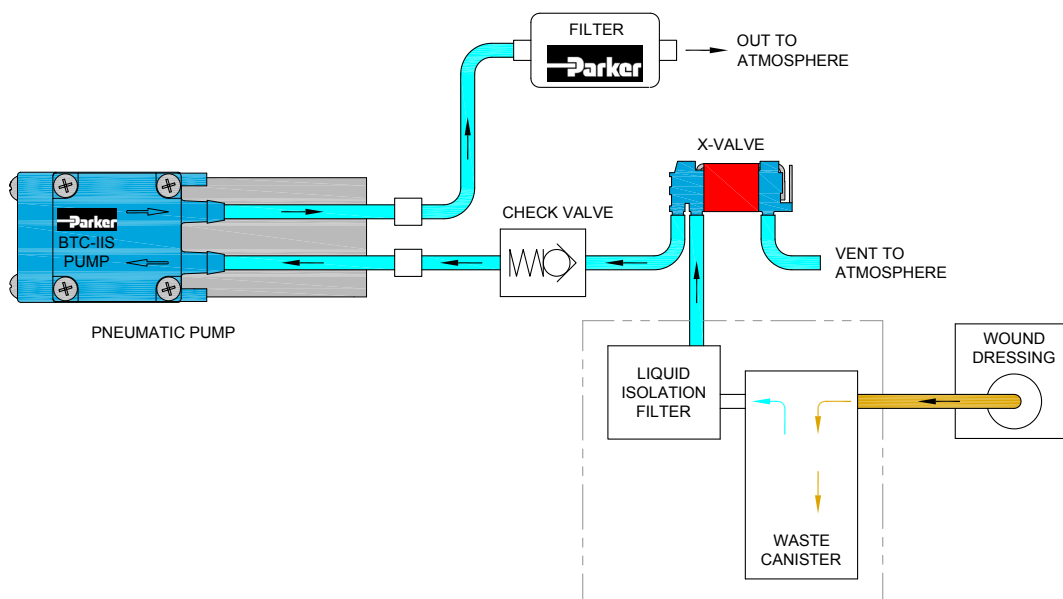
The term duty cycle describes the ratio of on-time to the period (one complete on-and-off cycle). Duty cycle is normally expressed as a percentage of on-time, 100% being full-power and 50% being half-power.

The advantage of PWM is the reduction of power-loss due to switching versus other control methods. Parker Hannifin recommends controlling the pump using 15kHz - 20 kHz frequency range.

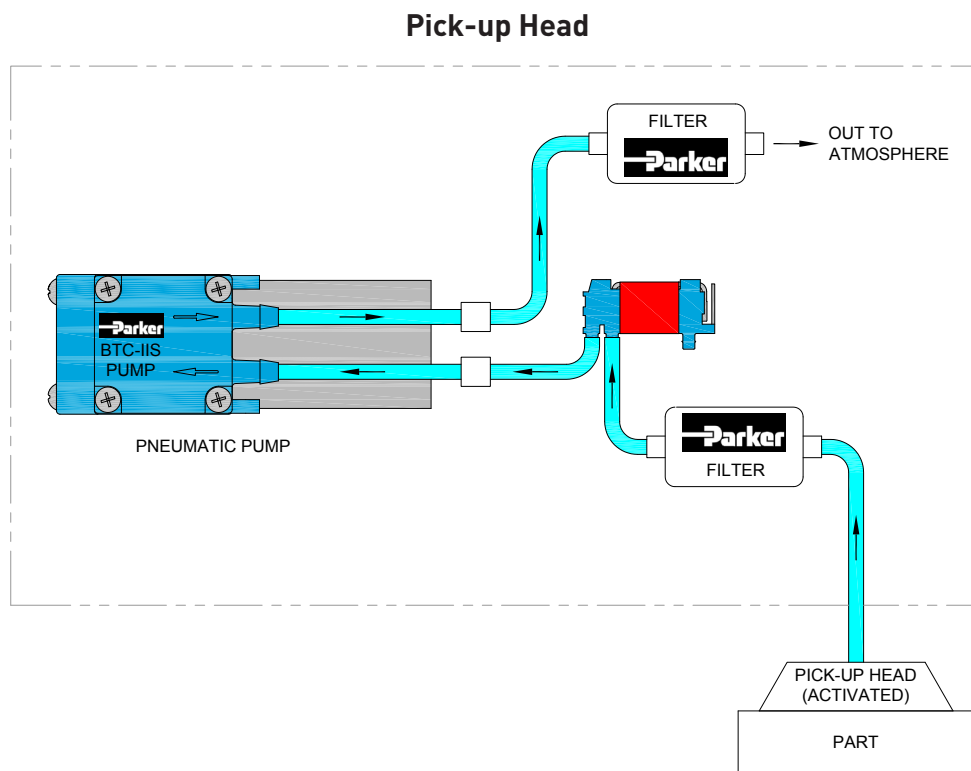


Typical Flow Diagram

Negative Pressure Wound Therapy



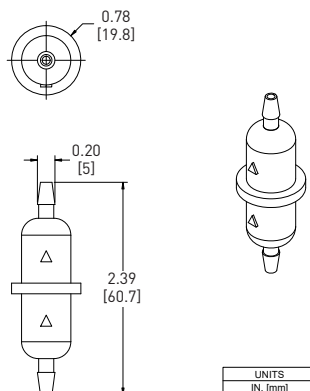
Typical Flow Diagram



Accessory Information

Filter-Mufflers also available to assist with filtration and optimize noise reduction.

Part Number: 00492-15
(Filters to 10 microns)




BTC-IIS Series

Miniature Diaphragm Pumps (air/gas)

Accessory Information

EZ Mount available



EZ Mount provides ease of installation and effective control of vibration transfer. EZ Mount was designed to mount easily to the Precision Fluidic BTC-IIS Family of diaphragm pumps.

Features

- Isolation feet on the EZ mount can be rotated in any one of three ninety-degree planes and is designed for top-down or bottom-up mounting providing simple installation.
- EZ Mount was designed to minimize weight added to the pump assembly. Approximate weights are: Style A - 0.63 oz (18 g), Style B - 0.71 oz (20 g).
- Effectively absorbs vibration to minimize most vibration-induced noise and vibration transfer into an instrument.
- Designed to keep height and size to a minimum.
- Engineered for Parker BTC-IIS pumps to ease integration into your system.

Physical Properties

Operating Environment:

41 - 158°F (5 - 70°C)

Humidity:

0 - 95% Relative Humidity

Base Plate:

Noryl GTX830

Feet:

Silicone

Feet Insert:

Brass

Hardware:

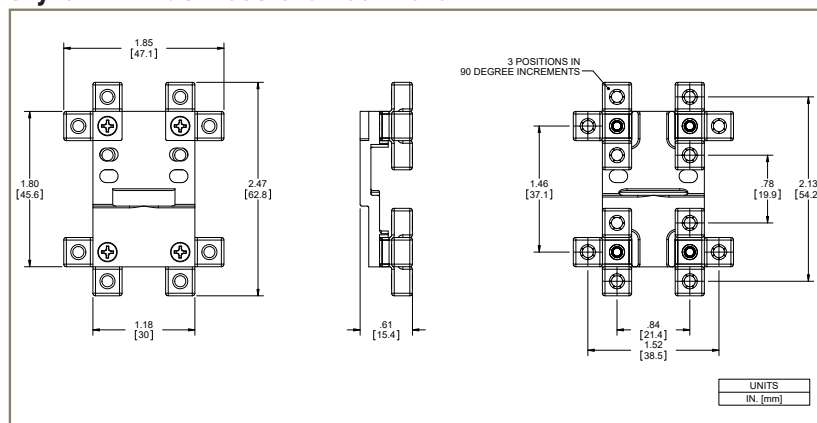
Zinc-Plated Steel

EZ Mount kits include all necessary hardware and detailed instructions.

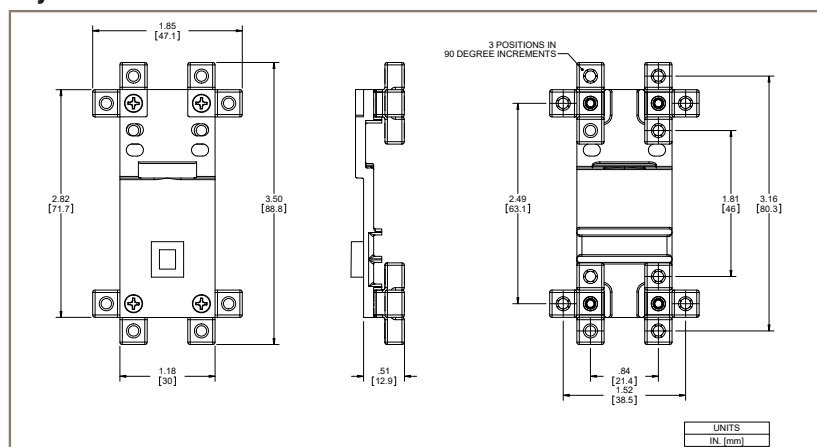
Isolation Feet are available in either threaded or thru-hole clearance for standard #4-40 or #6-32 (M3 for clearance hole only) hardware and can be mounted in any of three ninety-degree planes.

Dimensions

Style A - Brushless Slotted Motor



Style B - PMDC Iron Core Brush Motor



Chemical Compatibility Chart*

Chemical	Chemical Compatibility of Wetted Path Materials			
	FKM	EPDM	AEPDM	Vectra A130
Air	1	1	1	1
Ozone (1000 ppm)	4	4	4	2
Oxygen	1	1	1	1
Ethylene (Ethene)	1	4	1	3
Acetylene	1	1	1	1
Propane	1	4	4	1
Methane	1	4	4	1
Nitrogen	1	1	1	1
Carbon Dioxide	1	2	2	1
Halothane (Up to 5%)	1	4	4	1

*The above is an Abbreviated Chemical Compatibility Chart. Please consult factory for details.

Compatibility Legend

- EXCELLENT**
Minimal or no effect
- GOOD**
Possible swelling and/or loss of physical properties
- DOUBTFUL**
Moderate or severe swelling and loss of physical properties
- NOT RECOMMENDED**
Severe effect and should not be considered

Note: Consult factory for other gases.

Ordering Information

BTC-IIS Dual Head Pumps - General Purpose

Part No.	Vacuum: LPM @ Load						Free Flow	Pressure: LPM @ Load						Max		PCD*	Wetted Materials		
	24 in Hg 609 mm Hg	20 in Hg 508 mm Hg	16 in Hg 406 mm Hg	12 in Hg 305 mm Hg	8 in Hg 203 mm Hg	4 in Hg 102 mm Hg		0	4 psig 276 mbar	8 psig 552 mbar	12 psig 827 mbar	16 psig 1103 mbar	20 psig 1379 mbar	24 psig 1655 mbar	Vac in Hg			Press psig	Motor Type
D713-21-01			0.5	1.4	2.7	4.0	5.5	4.2	3.0	2.1	1.4	0.9		16.0	20.0	Brushless Slotted	12	700	AEPDM, EPDM, EPDM
D716A-21-01			0.6	1.4	2.5	3.9	5.5	4.2	3.0	2.1	1.4	0.9		18.0	22.0	Brushless Slotted	24	400	AEPDM, EPDM, EPDM
D743-21-01			0.6	1.4	2.8	4.0	5.5	4.2	3.0	2.1	1.4	0.9		18.0	22.0	Brush PMDC	12	800	AEPDM, EPDM, EPDM
D1023-21-01			0.7	1.7	2.8	3.9	5.0	4.0	3.2	2.4	1.4	1.0		18.0	26.0	Brushless Slotless	24	340	AEPDM, EPDM, EPDM
D1008-21-01			0.1	1.3	2.3	3.5	4.6	3.6	2.7	1.5	0.9		16.0	20.0	Brushless Slotless	12	510	AEPDM, EPDM, EPDM	
D713-22-01		0.5	1.0	1.5	2.1	2.6	3.5						24.0		Brushless Slotted	12	700	AEPDM, EPDM, EPDM	
D716A-22-01		0.5	1.0	1.5	2.1	2.6	3.5						24.0		Brushless Slotted	24	400	AEPDM, EPDM, EPDM	
D743-22-01		0.5	1.0	1.5	2.1	2.6	3.5						24.0		Brush PMDC	12	800	AEPDM, AEPDM, EPDM	
D1023-22-01		0.4	0.9	1.3	1.7	2.1	2.6						24.0		Brushless Slotless	24	245	AEPDM, EPDM, EPDM	
D1008-22-01		0.3	0.7	1.1	1.5	2.0	2.4						24.0		Brushless Slotless	12	370	AEPDM, EPDM, EPDM	

*PCD: Peak Current Draw

BTC-IIS Series Miniature Diaphragm Pumps (air/gas)

Ordering Information

BTC-IIS Dual Head Pumps - High Flow

Part No.	Vacuum: LPM @ Load						Free Flow	Pressure: LPM @ Load						Max		Motor Type	PCD*		Wetted Materials
	24 in Hg 609 mm Hg	20 in Hg 508 mm Hg	16 in Hg 406 mm Hg	12 in Hg 305 mm Hg	8 in Hg 203 mm Hg	4 in Hg 102 mm Hg		0	4 psig 276 mbar	8 psig 552 mbar	12 psig 827 mbar	16 psig 1103 mbar	20 psig 1379 mbar	24 psig 1655 mbar	Vac in Hg		Press psig	VDC	
D736A-23-02							11.0	7.5	5.5	4.5					12.0	Brushless Slotted	24	750	AEPDM, AEPDM, EPDM
D737-23-01							11.0	7.5	5.5	4.5	3.9	3.3			20.0	Brushless Slotted	12	1500	AEPDM, AEPDM, EPDM
D1020-23-01							9.1	7.4	6.1	4.9					12.0	Brushless Slotted	12	1120	AEPDM, AEPDM, EPDM
D1025-23-01							9.0	7.2	5.8	4.6					12.0	Brushless Slotted	24	585	AEPDM, AEPDM, EPDM
D737B-22-01		0.5	1.7	3.7	5.2	7.5	11.0							20.0	Brushless Slotted	12	1000	AEPDM, AEPDM, EPDM	
D736-22-02		0.8	2.1	3.6	5.4	7.5	10.0							20.0	Brushless Slotted	24	750	AEPDM, AEPDM, EPDM	
D1019-22-01		0.8	2.3	3.7	5.4	7.4	9.3							21.0	Brushless Slotted	12	860	AEPDM, AEPDM, EPDM	
D1024-22-01		0.9	2.2	3.8	5.4	7.3	9.3							21.0	Brushless Slotted	24	450	AEPDM, AEPDM, EPDM	

*PCD: Peak Current Draw

BTC-IIS Dual Head - High Pressure or Vacuum

Part No.	Vacuum: LPM @ Load						FF	Pressure: LPM @ Load						Max		Motor Type	PCD*		Wetted Materials
	24 in Hg 609 mm Hg	20 in Hg 508 mm Hg	16 in Hg 406 mm Hg	12 in Hg 305 mm Hg	8 in Hg 203 mm Hg	4 in Hg 102 mm Hg		0	8 psig 552 mbar	16 psig 1103 mbar	24 psig 1655 mbar	32 psig 2206 mbar	40 psig 2758 mbar	45 psig 3103 mbar	Vac in Hg		Press psig	VDC	
D1008-23-01							2.4	2.0	1.6	1.3	1.1	0.8			50.0	Brushless Slotted	12	620	AEPDM, EPDM, EPDM
D746A-22-01	0.1	0.5	1.0	1.4	1.8	2.4	3.1							26.0	Brushless Slotted	24	300	AEPDM, AEPDM, EPDM	
D754C-22-01	0.1	0.5	1.0	1.4	1.8	2.4	3.1							26.0	Brushless Slotted	12	540	AEPDM, AEPDM, EPDM	

Note: The Ordering Information Section includes a few selected part numbers for the product line. Other performances and configurations are available. Please contact your Sales Representative or an Application Engineer to discuss your application needs.

*PCD: Peak Current Draw

Accessory Information

Part No.	Filtering Level (Micron)		Filter Area	Internal Volume	Operating Limitations:			Wetted Materials
	10				Max Temperature 80°C	Min Temperature 32°C	Max Pressure 65 PSI (4.48 bar)	
00492-15	10		1.71 in ² (11 cm ²)	0.24 in ³ (3.9 cm ³)	Max Temperature 80°C	Min Temperature 32°C	Max Pressure 65 PSI (4.48 bar)	Polypropylene
Filter-Mufflers: To assist with filtration and optimize noise reduction. Tubing: Recommendation 1/8" (3mm) ID.								

Ordering Information

EZ Mount for BTC-IIS with PMDC Iron Core Brush Motor

Part Number	Style	Description
00332-10-A45S	B	#4-40 Threaded
00332-10-B45S	B	#4 Clearance
00332-10-D45S	B	#6-32 Threaded
00332-10-C45S	B	#6 / M3 Clearance

EZ Mount for BTC-IIS with Brushless Slotted Motor

Part Number	Style	Description
00328-10-A45S	B	#4-40 Threaded
00328-10-B45S	B	#4 Clearance
00328-10-D45S	B	#6-32 Threaded
00328-10-C45S	B	#6 / M3 Clearance

EZ Mount for BTC-IIS with Brushless Slotted (High Torque) Motor

Part Number	Style	Description
00331-10-A45S	B	#4-40 Threaded
00331-10-B45S	B	#4 Clearance
00331-10-D45S	B	#6-32 Threaded
00331-10-C45S	B	#6 / M3 Clearance

EZ Mount for BTC-IIS with Brushless Slotless Motor

Part Number	Style	Description
01074-10-A45S	A	#4-40 Threaded
01074-10-B45S	A	#4 Clearance
01074-10-D45S	A	#6-32 Threaded
01074-10-C45S	A	#6 / M3 Clearance

Please click on the Order On-line button below (or go to www.parker.com/precisionfluidics/btciis) to configure the BTC-IIS Miniature Diaphragm Pump for your application.

Serviceable – PPF products are designed for use through the rated life and Parker does not sell replacement parts, nor is it recommended to service these in the field

Note: In addition to Parker's innovative and flexible pump designs, we offer applications engineering expertise to our customers in order to configure and recommend the optimal pump for the application. Contact Parker Applications Engineering to discuss and configure alternate pump configurations to meet your specific application requirements. Providing information on the following requirements will assist us in developing an optimal solution for your application:

- Noise
- Operating Pressure / Vacuum
- Power Consumption
- Life Requirement
- Description of pump function in the application
- Size
- Motor Control
- Media
- Voltage



Parker Hannifin Precision Fluidics Division reserves the right to make changes. Drawings are for reference only.

Appendix A


All performance data is typical based on standard conditions: 70°F and 14.7 psia (21°C and 1 bar).

1. Duty Dependent. For operation above 122°F (50°C) consult factory
2. Noise is dependent on the configuration and operation of the pump in the application. Parker has the ability to tailor the pump configuration when noise is a critical criterion in the effort to meet the performance requirements of the application. Noise level is tested to Parker protocol P-105.
3. Life rating can vary depending on application and operating conditions.
4. Custom motor options available. Custom motors may require a significant application potential. The standard motors can be configured with a special winding to meet a particular operation point at a specified voltage
5. Current range is dependent on motor type, voltage, pressure/vacuum and flow requirement. Lower levels possible depending on application.
6. Pump efficiency is a measure of the flow rate generated per unit of power consumed. Efficiency may change dependent on application and operating condition at free flow.



TTC Series

Up to 6 LPM Free Flow




Miniature Diaphragm Pumps (air/gas)

TTC Miniature Diaphragm Pumps are a series of brush and brushless DC motor driven pumps, which are tailored to meet specific application performance requirements. An innovative compact design incorporates leading edge technologies that allow them to operate more efficiently than existing pump designs. TTC Pumps offer multiple component configurations for use in either vacuum, pressure, or alternating vacuum and pressure operations. TTC Series is best for compact and low pressure applications that require high efficiency.

Typical Applications

- Gas Analysis
- Anesthesia Monitors
- Compression Therapy
- CO₂ Monitors
- Wound Therapy
- Trace Detection
- Medical/Training Mannequins
- Degassing

Features:

- TTC Series' innovative and efficient design pushes the performance envelope in a lightweight, compact size which allows it to operate at the highest performance/size ratio.
- Highest efficiency in class. The TTC supports low power for portable and battery powered instruments.
- Using our proprietary advanced diaphragm elastomer and superior brushless motor design sets the highest benchmark for service-free operation that exceeds 10,000 hours.
- Incorporating the lightweight EZ Mount accessory facilitates simple system assembly while dampening vibration and reducing noise levels.
- RoHS compliant. 

Product Specifications*

Physical Properties

Operating Environment¹:
41 to 122°F (5 to 50°C)
Storage Environment:
-4 to 212°F (-20 to 100°C)
Media:
Air, Argon, Helium, Nitrogen, Oxygen, and other non-reacting gases
Humidity:
0 – 80% Relative Humidity
Noise Level²:
As low as 45 dB @ 12 in (30 cm) <i>Muffler recommended for additional noise reduction (see accessories)</i>
Pump Assembly Rated Life³:
PMDC Iron Core Brush - 3,000 hrs Brushless Slotted - 10,000 hrs Brushless Slotless - 10,000 hrs
Weight:
7.2 oz. (206 g) PMDC Iron Core Brush 5.0 oz. (142 g) Brushless Slotted 7.7 oz. (218 g) Brushless Slotless

Electrical

Motor Type (DC):
PMDC Iron Core Brush, Brushless Slotted, Brushless Slotless
Nominal Motor Voltages⁴:
6, 12, or 24 VDC <i>Other voltages available upon request</i>
Electrical Termination:
PMDC Iron Core Brush - 22 AWG Wire Leads, Length 10" (254 mm) Brushless Slotted Motor - 22 AWG Wire Leads, Length 20" (508 mm) Brushless Slotless - 22 AWG Wire Leads, Length 20" (508 mm)
Current Range⁵:
300-800 mA

Wetted Materials

Diaphragm:
EPDM, AEPDM, FKM
Valves & Gaskets:
EPDM, FKM

Pneumatic

Head Configuration:
Single
Maximum Unrestricted Flow:
6 LPM
Pressure Range:
0 - 10 psig (0 - 0.7 bar)
Vacuum Range:
0 - 16 in Hg (0 - 406 mm Hg)
Filtration:
40 microns - recommended
Efficiency at Free Flow⁶
PMDC Iron Core Brush: 0.8 LPM/Watt (PN: TS008-13) Brushless Slotted: 1.4 LPM/Watt (PN: TS003-11) Brushless Slotless: 1.8 LPM/Watt (PN: TS001-13)

Pump Head:
Vectra (Liquid Crystal Polymer)
Valve Cover:
303 Stainless Steel

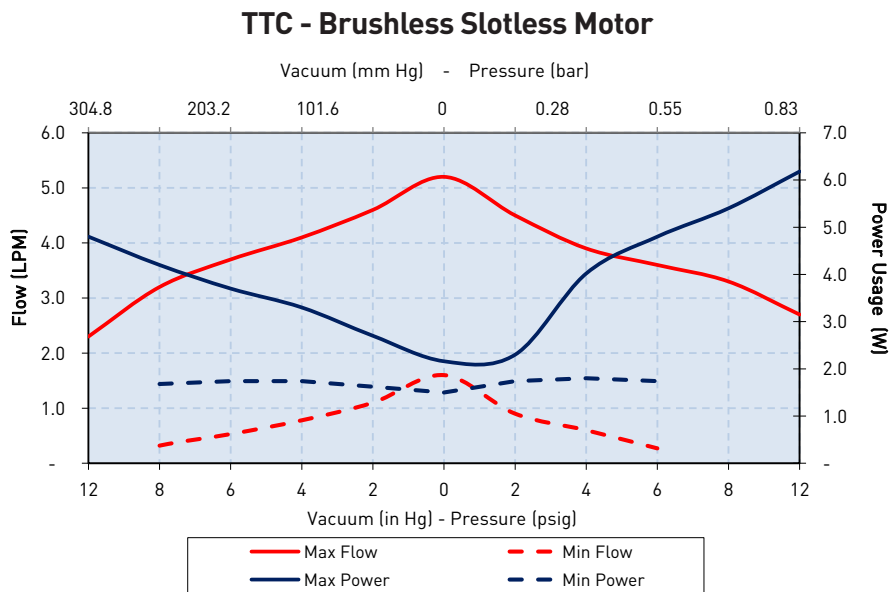
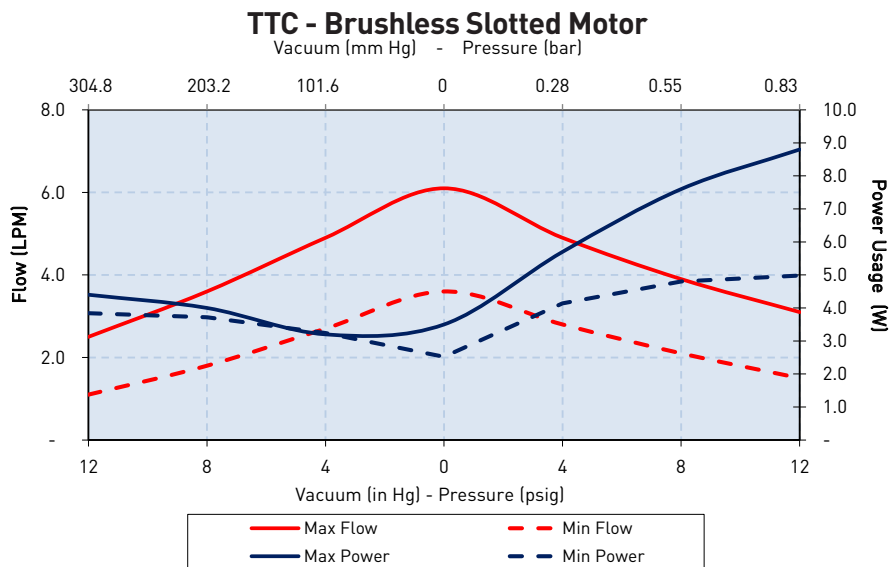
* See Appendix A for details.

TTC Series

Miniature Diaphragm Pumps (air/gas)

Performance Specifications

Miniature Pumps





The above graph represents an example of performance for the pumps series handling air at 800 feet [244m] above sea level at 75°F [24°C]. Performance will vary depending on barometric pressure and media temperature. Curves are representative of standard pump configurations. Pump configurations could be customized for higher or lower flows, depending on specific customer requirements.

Please contact Parker Precision Fluidics Applications Engineering for other considerations.



Miniature Diaphragm Pumps (air/gas)

TTC Series

Sizing and Selection continuedTTC
SeriesPMDC
Iron Core BrushBrushless
Slotted MotorBrushless
Slotless Motor

	PMDC Iron Core Brush	Brushless Slotted Motor	Brushless Slotless Motor
Efficiency ¹	Good	Better - Up to 60% motor efficiency at low loads	Best Up to 75% motor efficiency
Life ²	Good - 3,000 hrs	Best - 10,000 hrs	Best - 10,000 hrs
Cost	Best	Better	Premium
Noise	Good	Better	Best

Mounting Guidelines:

- Bracket options available for mounting consideration (See *EZ Mount catalog pages*).
- Hole in the center of the bottom of housing is for manufacturing only—not to be used for mounting.
- Mounting holes are drilled for #6-20 self-tapping screws with 1/4" (6 mm) thread engagement, torque to 4 in-lbs (0.45 N-m).

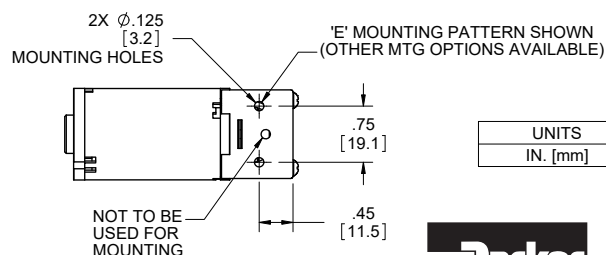
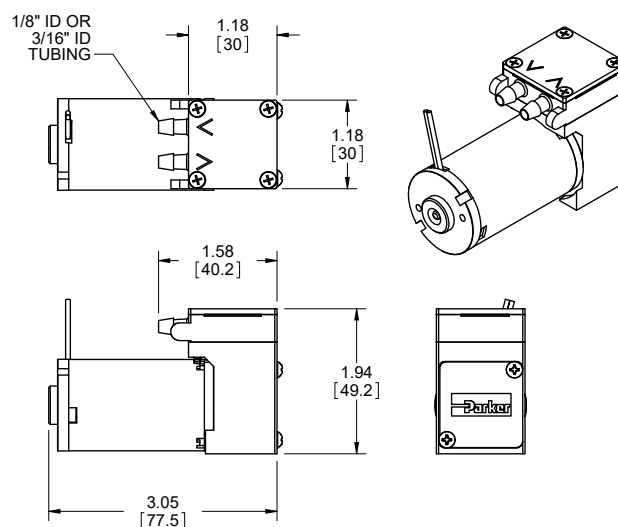
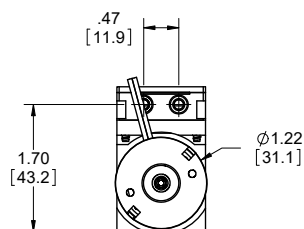
Port Connections:

- Barbs are sized for 1/8" (3 mm) ID tubing, 70-80 durometer recommended.
- Flow direction is marked on the pump head with arrows.

Mechanical Integration

Dimensions

PMDC Iron Core Brush



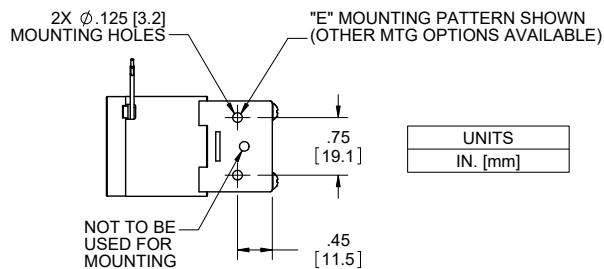
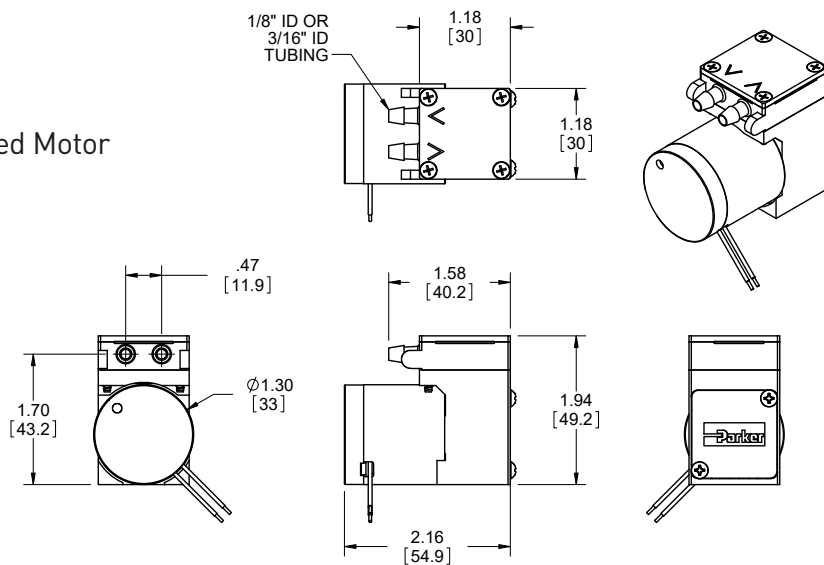
UNITS
IN. [mm]



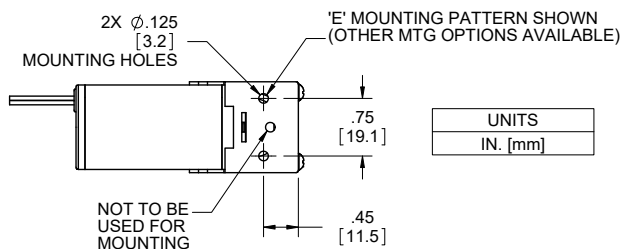
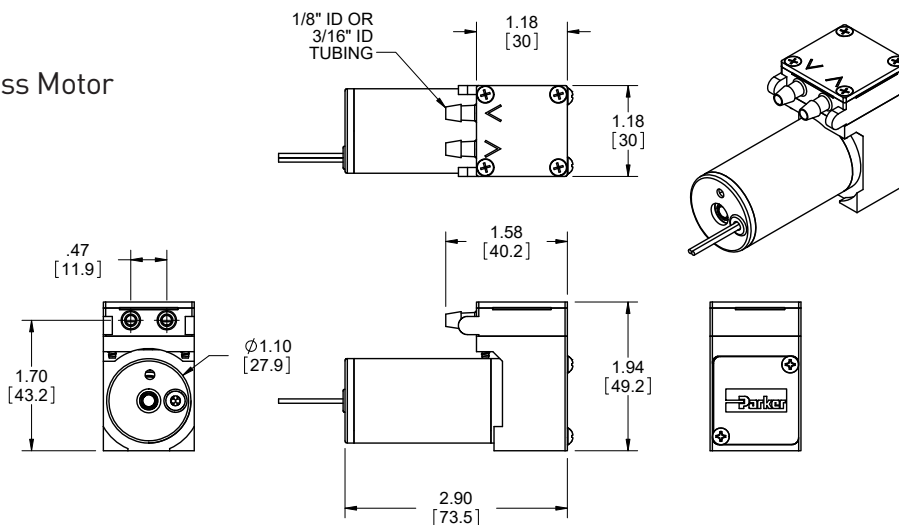
TTC Series

Miniature Diaphragm Pumps (air/gas)

Brushless Slotted Motor



Brushless Slotless Motor



Electrical Integration and Motor Control

PMDC Iron Core Brush Motor

2 Wire	Red (+), Black (-)
Wire specification	22 AWG, Insulation OD 0.051 in (1.30 mm), 10" (254 mm) Wire Leads

Brushless Motor Control Options

2 Wire	Red (+), Black (-)
3 Wire (Speed Control)	Red (+), Black (-), White (PWM) or Yellow (Analog)
4 Wire (Speed Control & Feedback)	Red(+), Black (-), White (PWM) or Yellow (Analog), Blue (Tachometer)
Wire specification	22 AWG, Insulation OD 0.051 in (1.30 mm), 20" (508 mm) Wire Leads

Other Motor Control Considerations

The drive electronics for the BLDC motors are integrated into the motor itself, all that is needed is a power supply with the sufficient voltage and current.

Key Things to Remember

The pump is not a pressure holding device. An external check valve is recommended, if there is a pressure holding requirement.

Pump orientation does not affect performance or life.

Pulse Width Modulation (PWM)

Pulse-width modulation is a commonly used technique for controlling DC motors.

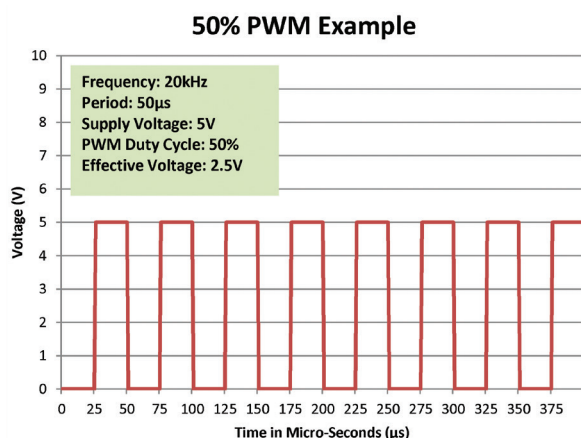
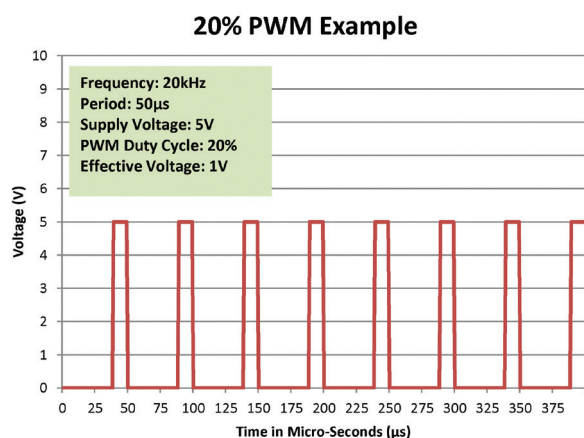
The average value of the voltage fed to the motor is controlled by turning a switch between the voltage supply and the motor on-and-off at a fast pace. The longer the switch is on compared to the off time, the higher the power supplied to the motor.

The PWM switching frequency varies for different types of devices, and is selected based on how it affects the device. For example, some applications require a faster switching frequency to prevent audible noise or electrical noise.

The term duty cycle describes the ratio of on-time to the period (one complete on-and-off cycle). Duty cycle is normally expressed as a percentage of on-time, 100% being full-power and 50% being half-power.

The advantage of PWM is the reduction of power-loss due to switching versus other control methods.

Parker Hannifin recommends controlling the pump using 15kHz - 20 kHz frequency range.

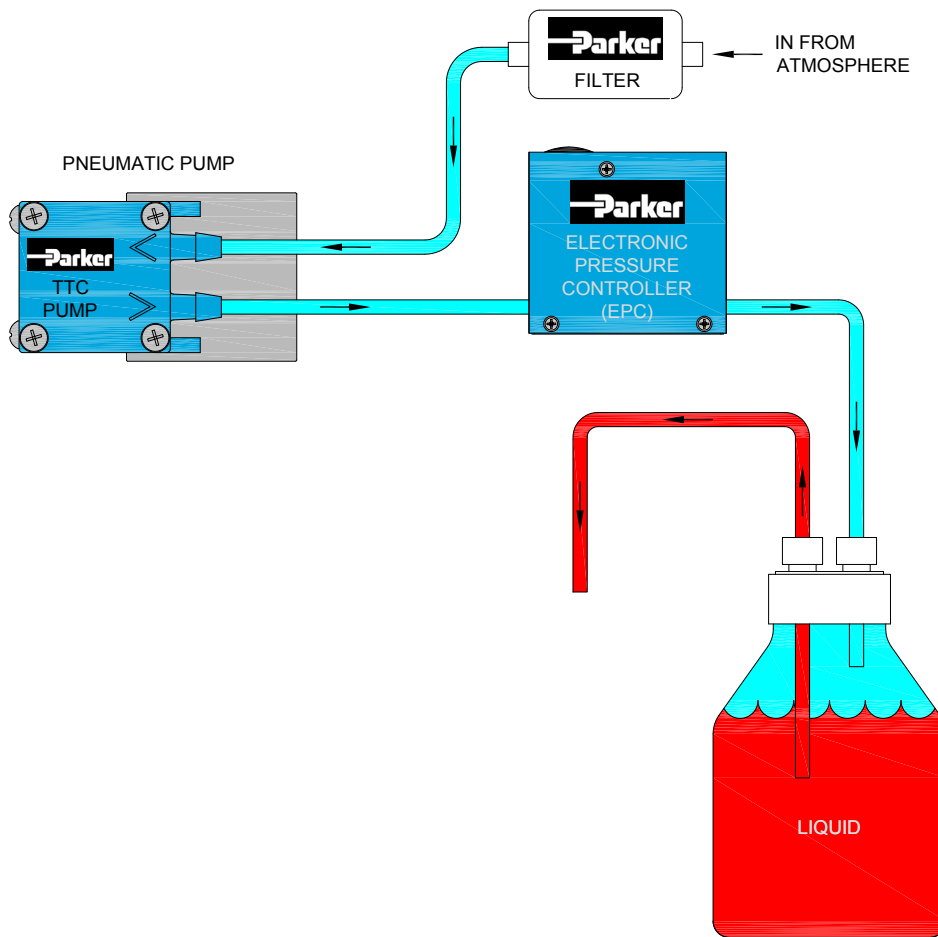


TTC Series

Miniature Diaphragm Pumps (air/gas)

Typical Flow Diagram

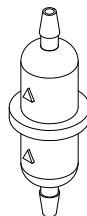
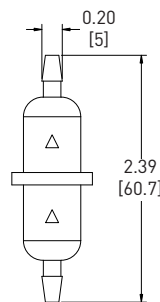
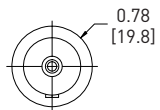
Air-Over-Liquid Flow Control



Accessory Information

Filter-Mufflers also available to assist with filtration and optimize noise reduction.

Part Number: 00492-15
(Filters to 10 microns)




UNITS	
IN.	[mm]



Accessory Information

EZ Mount available



EZ Mount provides ease of installation and effective control of vibration transfer. EZ Mount was designed to mount easily to the Precision Fluidic TTC Family of diaphragm pumps.

Features

- Isolation feet on the EZ mount can be rotated in any one of three ninety-degree planes and is designed for top-down or bottom-up mounting providing simple installation.
- EZ Mount was designed to minimize weight added to the pump assembly. Approximate weights are: Style A - 0.63 oz (18 g), Style B - 0.71 oz (20 g).
- Effectively absorbs vibration to minimize most vibration-induced noise and vibration transfer into an instrument.
- Designed to keep height and size to a minimum.
- Engineered for Parker TTC pumps to ease integration into your system.

Physical Properties

Operating Environment:

41 - 158°F (5 - 70°C)

Humidity:

0 - 95% Relative Humidity

Base Plate:

Noryl GTX830

Feet:

Silicone

Feet Insert:

Brass

Hardware:

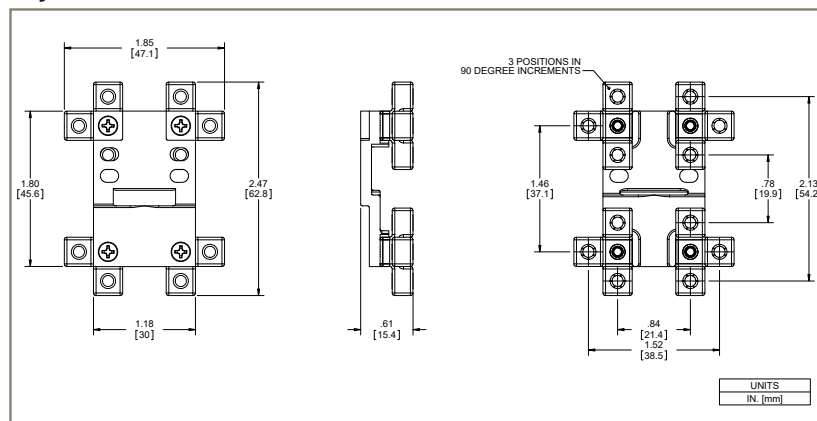
Zinc-Plated Steel

EZ Mount kits include all necessary hardware and detailed instructions.

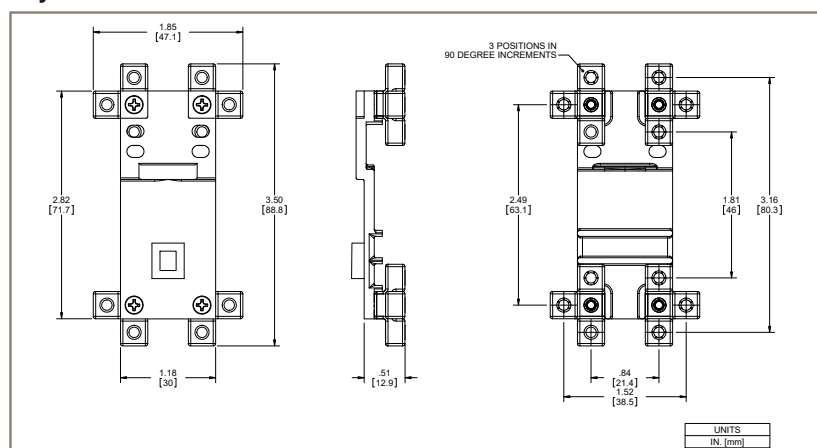
Isolation Feet are available in either threaded or thru-hole clearance for standard #4-40 or #6-32 (M3 for clearance hole only) hardware and can be mounted in any of three ninety-degree planes.

Dimensions

Style A - Brushless Slotted Motor



Style B - PMDC Iron Core Brush Motor



TTC Series

Miniature Diaphragm Pumps (air/gas)

Chemical Compatibility Chart*

Chemical	Chemical Compatibility of Wetted Path Materials					
	FKM	EPDM	AEPDM	PTFE	Vectra A130	303 Stainless
Air	1	1	1	1	1	1
Ozone (1000 ppm)	4	4	4	2	2	2
Oxygen	1	1	1	1	1	1
Ethylene (Ethene)	1	4	1	1	3	2
Acetylene	1	1	1	1	1	1
Propane	1	4	4	1	1	1
Methane	1	4	4	1	1	1
Nitrogen	1	1	1	1	1	1
Carbon Dioxide	1	2	2	1	1	1
Halothane (Up to 5%)	1	4	4	1	1	1

*The above is an Abbreviated Chemical Compatibility Chart. Please consult factory for details.

Compatibility Legend

- | | |
|---|--|
| 1. EXCELLENT
Minimal or no effect | 3. DOUBTFUL
Moderate or severe swelling and loss of physical properties |
| 2. GOOD
Possible swelling and/or loss of physical properties | 4. NOT RECOMMENDED
Severe effect and should not be considered |

Note: Consult factory for other gases.

Ordering Information

TTC Single Head Pumps - General Purpose

Part No.	Vacuum: LPM @ Load				Free Flow	Pressure: LPM @ Load				Max		PCD*	Wetted Materials		
	16 in Hg	12 in Hg	8 in Hg	4 in Hg		0	4 psig	8 psig	12 psig	16 psig	Vac in Hg			Press psig	Motor Type
TS002-12		2.5	3.6	5.9	6.1					16.0		Brushless Slotted	12	520	EPDM
TS001-13					6.0	4.9	3.9	3.1			16.0	Brushless Slotted	12	735	EPDM
TS008-13					6.0	4.7	3.9	3.2			16.0	PMDC Brush	12	660	EPDM
TS008-12		2.5	3.6	4.8	5.8					16.0		PMDC Brush	12	500	EPDM
TS005-13					5.2	3.9	3.3	2.7			16.0	Brushless Slotless	12	515	EPDM
TS006-12		2.3	3.2	4.1	5.1					16.0		Brushless Slotless	12	400	EPDM
TS003-11		1.1	1.8	2.7	3.6	2.8	2.1	1.5		12.0	16.0	Brushless Slotted	12	415	EPDM
TS007-11			0.3	0.8	1.6	0.6	0.3*			16.0		Brushless Slotless	12	150	EPDM

Note: The Ordering Information Section includes a few selected part numbers for the product line. Other performances and configurations are available. Please contact your Sales Representative or an Application Engineer to discuss your application needs.

*PCD: Peak Current Draw

Ordering Information

Accessory Information

Part No.	Filtering Level (Micron)	Filter Area	Internal Volume	Operating Limitations:			Wetted Materials
				Max Temperature	Min Temperature	Max Pressure	
00492-15	10	1.71 in ² (11 cm ²)	0.24 in ³ (3.9 cm ³)	80°C	32°C	65 PSI (4.48 bar)	Polypropylene
Filter-Mufflers: To assist with filtration and optimize noise reduction. Tubing: Recommendation 1/8" (3mm) ID.							

EZ Mount for TTC Single Head Pump with PMDC Iron Core Brush Motor

Part Number	Style	Description
00329-10-A45S	B	#4-40 Threaded
00329-10-B45S	B	#4 Clearance
00329-10-D45S	B	#6-32 Threaded
00329-10-C45S	B	#6 / M3 Clearance

EZ Mount for TTC Single Head Pump with Brushless Slotted Motor

Part Number	Style	Description
00328-10-A45S	A	#4-40 Threaded
00328-10-B45S	A	#4 Clearance
00328-10-D45S	A	#6-32 Threaded
00328-10-C45S	A	#6 / M3 Clearance

EZ Mount for TTC Single Head Pump with Brushless Slotless Motor

Part Number	Style	Description
01074-10-A45S	B	#4-40 Threaded
01074-10-B45S	B	#4 Clearance
01074-10-D45S	B	#6-32 Threaded
01074-10-C45S	B	#6 / M3 Clearance

Please click on the Order On-line button below (or go to www.parker.com/precisionfluidics/ttc) to configure the TTC Miniature Diaphragm Pump in your application.

Serviceable – PPF products are designed for use through the rated life and Parker does not sell replacement parts, nor is it recommended to service these in the field

Note: In addition to Parker's innovative and flexible pump designs, we offer applications engineering expertise to our customers in order to configure and recommend the optimal pump for the application. Contact Parker Applications Engineering to discuss and configure alternate pump configurations to meet your specific application requirements. Providing information on the following requirements will assist us in developing an optimal solution for your application:

- Noise
- Operating Pressure / Vacuum
- Power Consumption
- Life Requirement
- Function in the Application
- Size
- Motor Control
- Media
- Voltage



Parker Hannifin Precision Fluidics Division reserves the right to make changes. Drawings are for reference only.

Appendix A


All performance data is typical based on standard conditions: 70°F and 14.7 psia (21°C and 1 bar).

1. Duty Dependent. For operation above 122°F (50°C) consult factory
2. Noise is dependent on the configuration and operation of the pump in the application. Parker has the ability to tailor the pump configuration when noise is a critical criterion in the effort to meet the performance requirements of the application. Noise level is tested to Parker protocol P-105.
3. Life rating can vary depending on application and operating conditions.
4. Custom motor options available. Custom motors may require a significant application potential. The standard motors can be configured with a special winding to meet a particular operation point at a specified voltage
5. Current range is dependent on motor type, voltage, pressure/vacuum and flow requirement. Lower levels possible depending on application.
6. Pump efficiency is a measure of the flow rate generated per unit of power consumed. Efficiency may change dependent on application and operating condition at free flow.



TTC-IIS Series Miniature Diaphragm Pumps (air/gas)

Up to 11 LPM Free Flow




Typical Applications

- Gas Analysis
- Anesthesia Monitors
- CO₂ Monitors
- Patient Monitoring
- Wound Therapy
- Urinalysis
- Trace Detection
- Medical/Training Mannequins
- Degassing

TTC-IIS Miniature Diaphragm Pumps are a series of brush and brushless DC motor driven pumps, which are tailored to meet the specific application performance requirements. An innovative compact design incorporates leading edge technologies that allow them to operate more efficiently than existing pump designs. TTC-IIS pumps offer multiple component configurations allowing them to be used for either vacuum, pressure, or alternating vacuum and pressure operations. The TTC-IIS Series is best for compact and low pressure applications that require high efficiency.

Features:

- TTC-IIS Series' innovative and efficient design pushes the performance envelope in a lightweight, compact size which allows it to operate at the highest performance/size ratio.
- Highest efficiency in class. The TTC-IIS supports low power for portable and battery powered instruments.
- Using our proprietary advanced diaphragm elastomer and superior brushless motor design sets the highest benchmark for service-free operation that exceeds 10,000 hours.
- Incorporating the lightweight EZ Mount accessory facilitates simple system assembly while dampening vibration and reducing noise levels.
- RoHS compliant. 

Product Specifications*

Physical Properties

Operating Environment¹:

41 to 122°F (5 to 50°C)

Storage Environment:

-4 to 212°F (-20 to 100°C)

Media:

Air, Argon, Helium, Nitrogen, Oxygen, and other non-reacting gases

Humidity:

0 – 80% Relative Humidity

Noise Level²:

As low as 45dB @ 12 in (30 cm)

Muffler recommended for additional noise reduction (see accessories)

Pump Assembly Rated Life³:

PMDC Iron Core Brush - 3,000 hrs

Brushless Slotted - 10,000 hrs

Brushless Slotless - 10,000 hrs

Weight:

8.6 oz. (244 g) PMDC Iron Core Brush

6.2 oz. (176 g) Brushless Slotted

9.0 oz. (255 g) Brushless Slotless

Electrical

Motor Type (DC):

PMDC Iron Core Brush,
Brushless Slotted, Brushless Slotless

Nominal Motor Voltages⁴:

6, 12 or 24 VDC
Other voltages available upon request

Electrical Termination:

PMDC Iron Core Brush: 22 AWG Wire Leads, Length 10" (254 mm)
Brushless Slotted Motor: 22 AWG Wire Leads, Length 20" (508 mm)
Brushless Slotless: 22 AWG Wire Leads, Length 20" (508 mm)

Current Range⁵:

240 - 880 mA

Wetted Materials

Diaphragm:

EPDM, AEPDM, FKM

Valves & Gaskets:

EPDM, FKM

Pump Head:

Vectra (Liquid Crystal Polymer)

Valve Cover:

303 Stainless Steel

Pneumatic

Head Configuration:

Dual

Maximum Unrestricted Flow:

6 LPM (Per head), 11 LPM (Parallel)

Pressure Range:

0 - 12 psig (0 - 0.8 bar) Parallel

Vacuum Range:

0 - 16 in Hg (0 - 406 mm Hg)

Filtration

40 microns - recommended

Efficiency at Free Flow⁶

PMDC Iron Core Brush:
1.2 LPM/Watt (PN: TD001-13)
Brushless Slotted:
1.6 LPM/Watt (PN: TD003-11)
Brushless Slotless:
1.5 LPM/Watt (PN: TD005-12)

* See Appendix A for details.

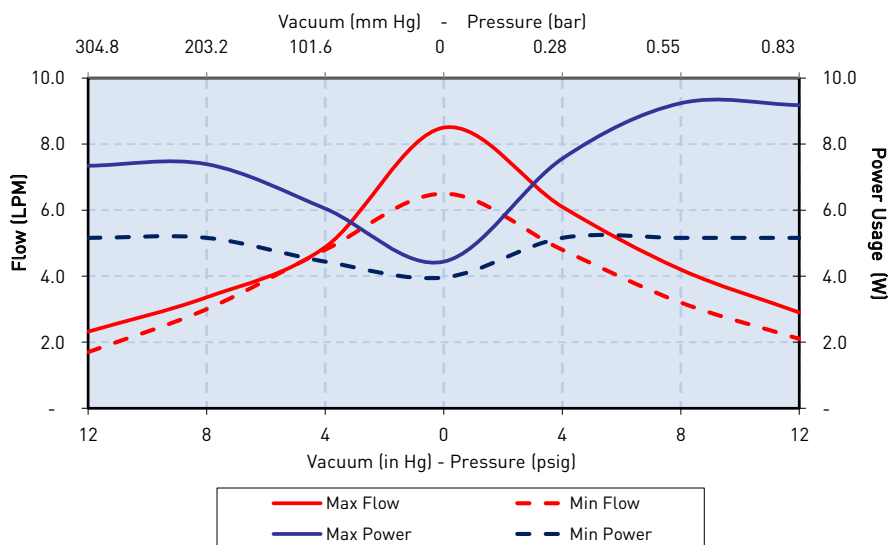


Miniature Diaphragm Pumps (air/gas)

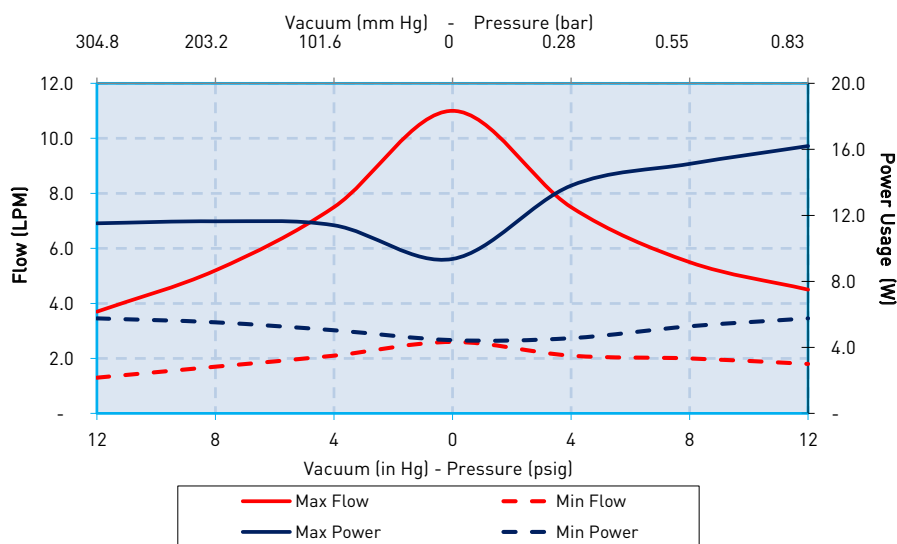
TTC-IIS Series

Performance Specifications

TTC-IIS - Brushless Slotted Motor



TTC-IIS - Brushless Slotless Motor



The above graph represents an example of performance for the pumps series handling air at 800 feet (244m) above sea level at 75°F (24°C). Performance will vary depending on barometric pressure and media temperature. Curves are representative of standard pump configurations. Pump configurations could be customized for higher or lower flows, depending on specific customer requirements.

Please contact Parker Precision Fluidics Applications Engineering for other considerations.

TTC-IIS Series

Miniature Diaphragm Pumps (air/gas)



Sizing and Selection

TTC-IIS
Series

PMDC
Iron Core Brush

Brushless
Slotted Motor

Brushless
Slotless Motor



	PMDC Iron Core Brush	Brushless Slotted Motor	Brushless Slotless Motor
Efficiency¹	Good	Better - Up to 60% motor efficiency at low loads	Best - Up to 75% motor efficiency at high power levels
Life²	Good - 3,000 hrs	Best - 10,000 hrs	Best - 10,000 hrs
Cost	Best	Better	Premium
Noise	Good	Better	Best

Mounting Guidelines:

- Bracket options available for mounting consideration (See *EZ Mount catalog pages*).
- Hole in the center of the bottom of housing is for manufacturing only—not to be used for mounting.
- Mounting holes are drilled for #6-20 self-tapping screws with 1/4" (6 mm) thread engagement 4 in.-lbs. (0.45 N-m).

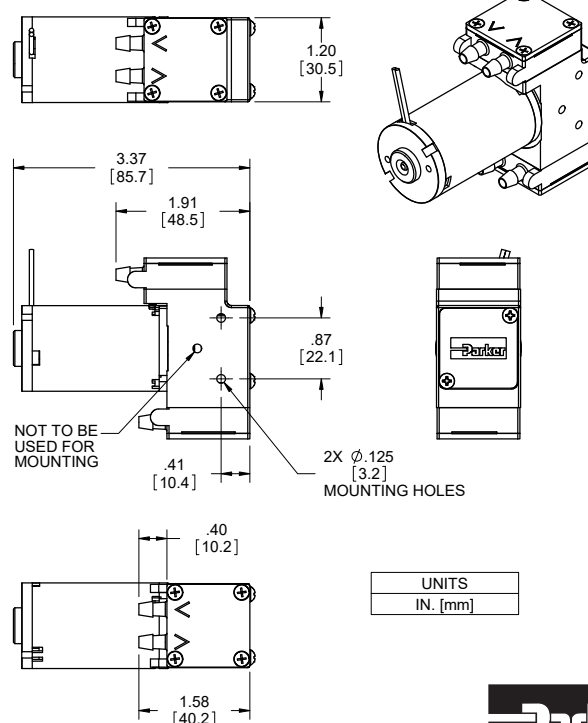
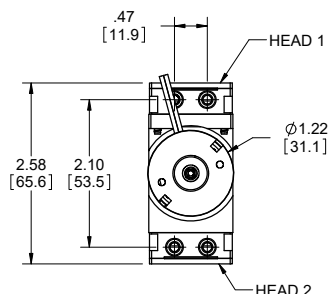
Port Connections:

- Barbs are sized for 1/8" (3 mm) ID tubing, 70-80 durometer recommended.
- Flow direction is marked on the pump head with arrows.

Mechanical Integration

Dimensions

PMDC Iron Core Brush



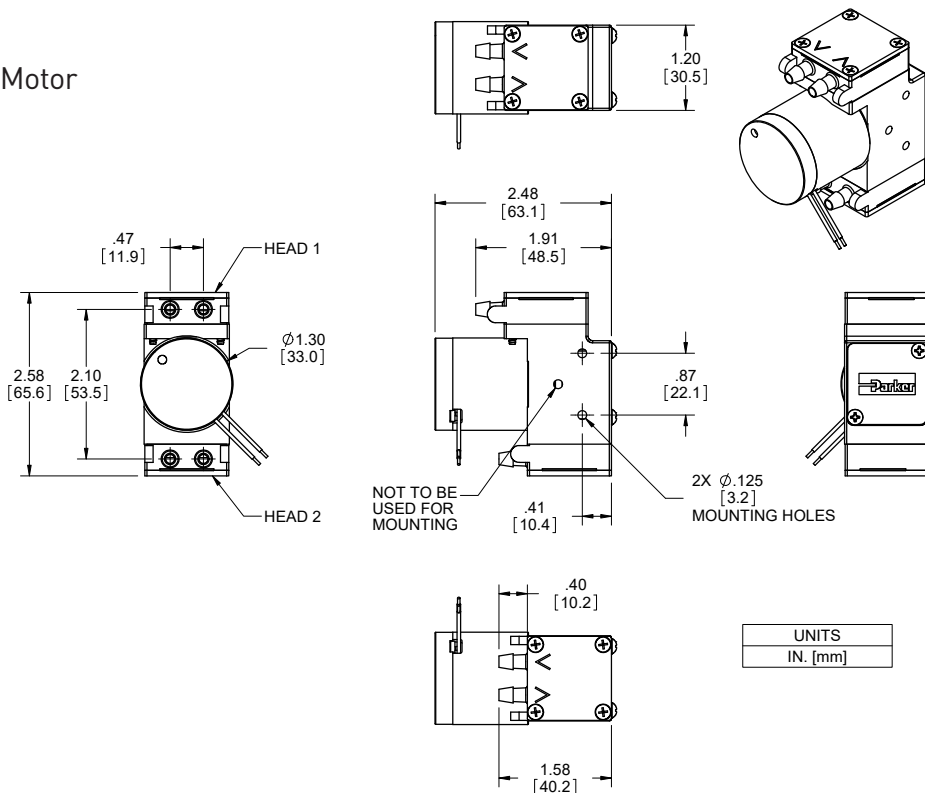
UNITS
IN. [mm]



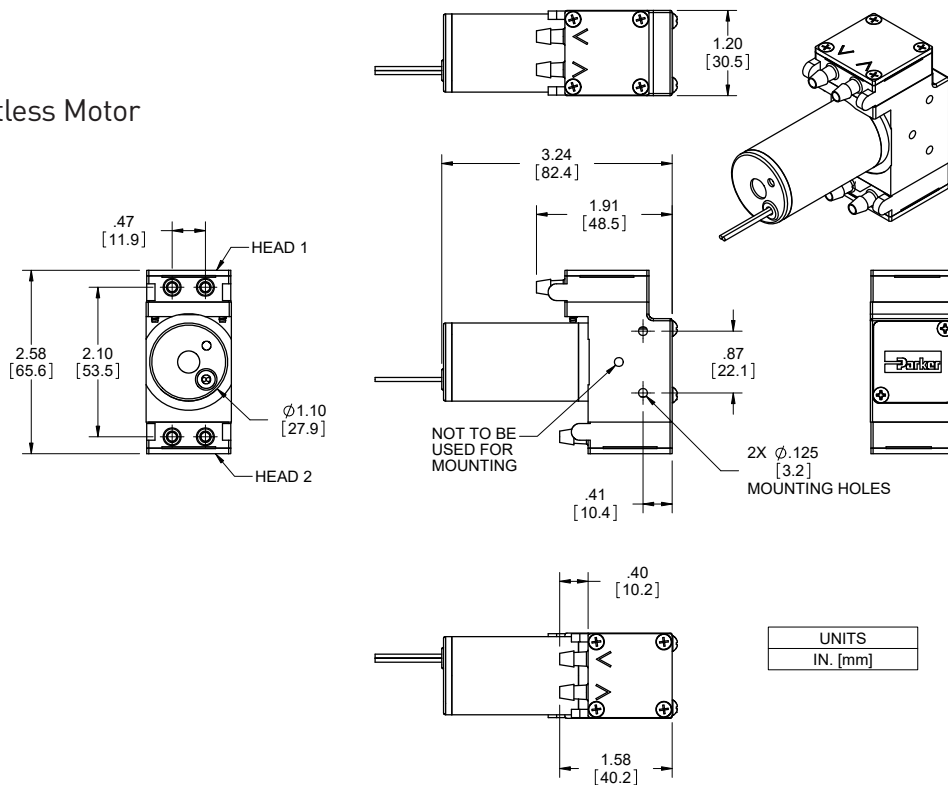
TTC-IIS Series Miniature Diaphragm Pumps (air/gas)

Mechanical Integration

Brushless Slotted Motor



Brushless Slotless Motor



Electrical Integration and Motor Control

PMDC Iron Core Brush Motor

2 Wire	Red (+), Black (-)
Wire specification	22 AWG, Insulation OD 0.051 in (1.30 mm), 10" (254 mm) Wire Leads

Brushless Motor Control Options

2 Wire	Red (+), Black (-)
3 Wire (Speed Control)	Red (+), Black (-), White (PWM) or Yellow (Analog)
4 Wire (Speed Control & Feedback)	Red(+), Black (-), White (PWM) or Yellow (Analog), Blue (Tachometer)
Wire specification	22 AWG, Insulation OD 0.051 in (1.30 mm), 20" (508 mm) Wire Leads

Other Motor Control Considerations

The drive electronics for the BLDC motors are integrated into the motor itself, all that is needed is a power supply with the sufficient voltage and current.

Key Things to Remember

The pump is not a pressure holding device. An external check valve is recommended, if there is a pressure holding requirement.

Pump orientation does not affect performance or life.

Pulse Width Modulation (PWM)

Pulse-width modulation is a commonly used technique for controlling DC motors.

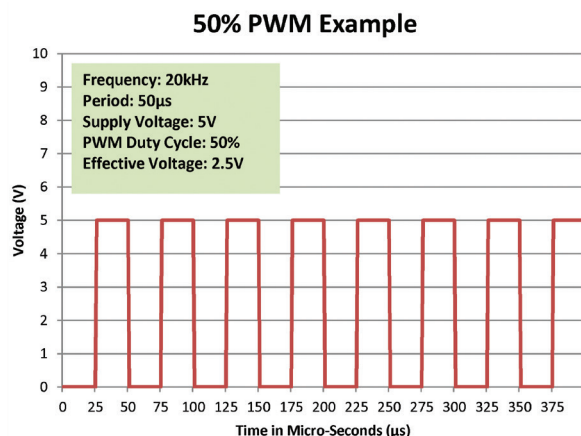
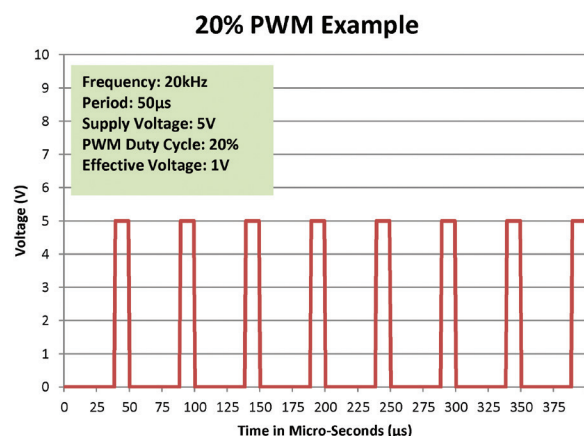
The average value of the voltage fed to the motor is controlled by turning a switch between the voltage supply and the motor on-and-off at a fast pace. The longer the switch is on compared to the off time, the higher the power supplied to the motor.

The PWM switching frequency varies for different types of devices, and is selected based on how it affects the device. For example, some applications require a faster switching frequency to prevent audible noise or electrical noise.

The term duty cycle describes the ratio of on-time to the period (one complete on-and-off cycle). Duty cycle is normally expressed as a percentage of on-time, 100% being full-power and 50% being half-power.

The advantage of PWM is the reduction of power-loss due to switching versus other control methods.

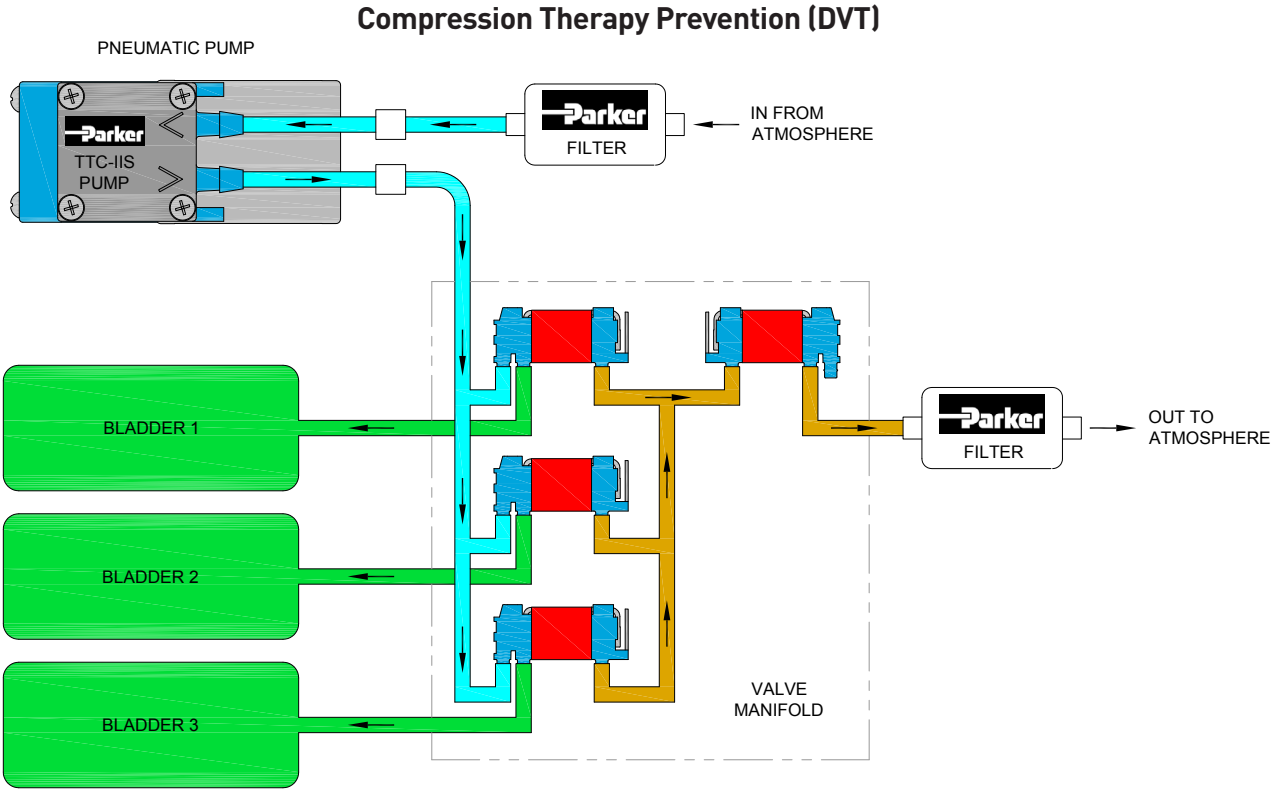
Parker Hannifin recommends controlling the pump using 15kHz - 20 kHz frequency range.



TTC-IIS Series

Miniature Diaphragm Pumps (air/gas)

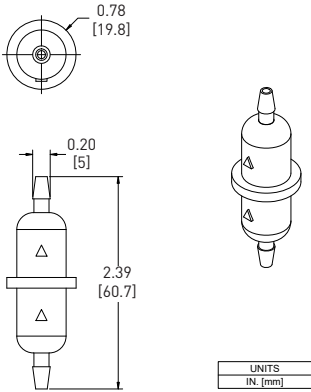
Typical Flow Diagram



Accessory Information

Filter-Mufflers also available to assist with filtration and optimize noise reduction.

Part Number: 00492-15
(Filters to 10 microns)




UNITS
IN. [mm]



Accessory Information

EZ Mount available



EZ Mount provides ease of installation and effective control of vibration transfer. EZ Mount was designed to mount easily to the Precision Fluidic TTC-IIS Family of diaphragm pumps.

Features

- Isolation feet on the EZ mount can be rotated in any one of three ninety-degree planes and is designed for top-down or bottom-up mounting providing simple installation.
- EZ Mount was designed to minimize weight added to the pump assembly. Approximate weights are: Style A - 0.63 oz (18 g), Style B - 0.71 oz (20 g).
- Effectively absorbs vibration to minimize most vibration-induced noise and vibration transfer into an instrument.
- Designed to keep height and size to a minimum.
- Engineered for Parker TTC-IIS pumps to ease integration into your system.

Physical Properties

Operating Environment:

41 - 158°F (5 - 70°C)

Humidity:

0 - 95% Relative Humidity

Base Plate:

Noryl GTX830

Feet:

Silicone

Feet Insert:

Brass

Hardware:

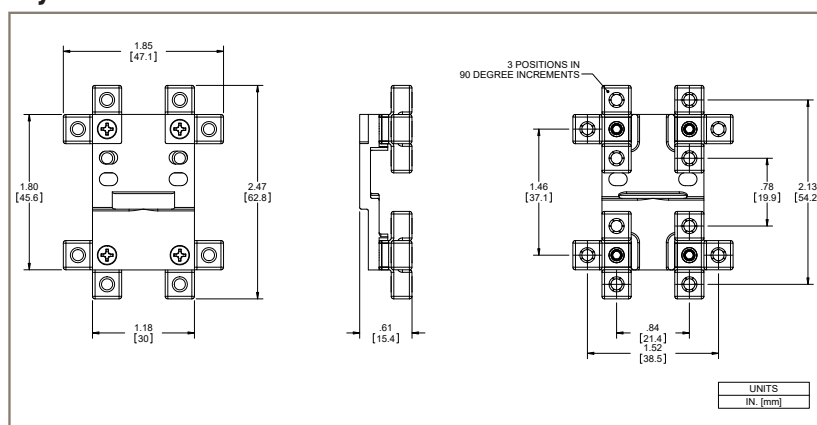
Zinc-Plated Steel

EZ Mount kits include all necessary hardware and detailed instructions.

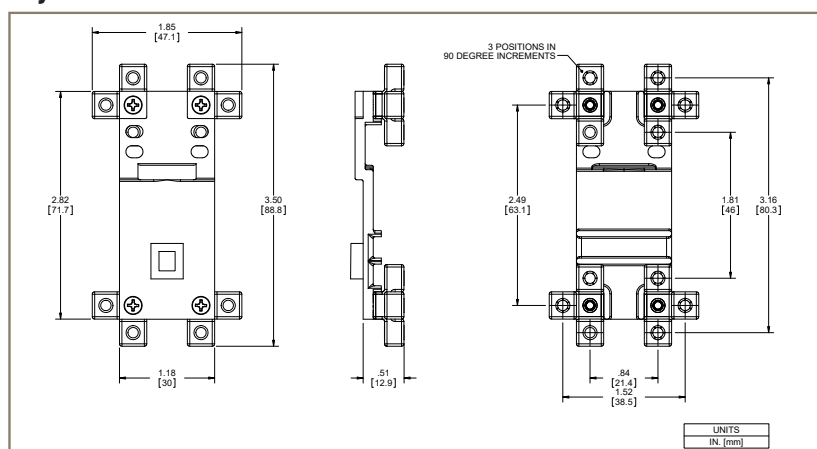
Isolation Feet are available in either threaded or thru-hole clearance for standard #4-40 or #6-32 (M3 for clearance hole only) hardware and can be mounted in any of three ninety-degree planes.

Dimensions

Style A - Brushless Slotted Motor



Style B - PMDC Iron Core Brush Motor



TTC-IIS Series

Miniature Diaphragm Pumps (air/gas)

Chemical Compatibility Chart*

Chemical	Chemical Compatibility of Wetted Path Materials					
	FKM	EPDM	AEPDM	PTFE	Vectra A130	303 Stainless
Air	1	1	1	1	1	1
Ozone (1000 ppm)	4	4	4	2	2	2
Oxygen	1	1	1	1	1	1
Ethylene (Ethene)	1	4	1	1	3	2
Acetylene	1	1	1	1	1	1
Propane	1	4	4	1	1	1
Methane	1	4	4	1	1	1
Nitrogen	1	1	1	1	1	1
Carbon Dioxide	1	2	2	1	1	1
Halothane (Up to 5%)	1	4	4	1	1	1

*The above is an Abbreviated Chemical Compatibility Chart. Please consult factory for details.

Compatibility Legend

- | | |
|---|--|
| 1. EXCELLENT
Minimal or no effect | 3. DOUBTFUL
Moderate or severe swelling and loss of physical properties |
| 2. GOOD
Possible swelling and/or loss of physical properties | 4. NOT RECOMMENDED
Severe effect and should not be considered |

Note: Consult factory for other gases.

Ordering Information

TTC-IIS Dual Head Pumps - General Purpose

Part No.	Vacuum: LPM @ Load				Free Flow	Pressure: LPM @ Load				Max		Motor Type	VDC	PCD* mA	Wetted Materials
	16 in Hg	12 in Hg	8 in Hg	4 in Hg		4 psig	8 psig	12 psig	16 psig	Vac in Hg	Press psig				
	406 mm Hg	305 mm Hg	203 mm Hg	102 mm Hg	0	276 mbar	55 mbar	827 mbar	1103 mbar						Diaphragm, Valves, Gasket
TD003-11		1.7	3.0	4.8	6.5	4.8	3.2	2.1		12.0	16.0	Brushless Slotted	12	570	AEPDM, EPDM, EPDM

TTC-IIS Dual Head Pumps - High Flow

Part No.	Vacuum: LPM @ Load				Free Flow	Pressure: LPM @ Load				Max		Motor Type	VDC	PCD* mA	Wetted Materials
	16 in Hg	12 in Hg	8 in Hg	4 in Hg		4 psig	8 psig	12 psig	16 psig	Vac in Hg	Press psig				
	406 mm Hg	305 mm Hg	203 mm Hg	102 mm Hg	0	276 mbar	55 mbar	827 mbar	1103 mbar						Diaphragm, Valves, Gasket
TD001-13					6.8	4.9	3.4	2.4	1.5		16.0	Brushless Slotted	12	630	EPDM
TD004-13					8.5	6.1	4.2	2.9			16.0	Brushless Slotted	12	880	EPDM
TD005-12		3.8	5.5	7.4	8.8					12.0		Brushless Slotted	12	630	EPDM
TD002-13					8.5	6.1	4.2	2.9			16.0	Brushless Slotted	12	770	EPDM

Note: The Ordering Information Section includes a few selected part numbers for the product line. Other performances and configurations are available. Please contact your Sales Representative or an Application Engineer to discuss your application needs.

Ordering Information

Accessory Information

Part No.	Filtering Level (Micron)	Filter Area	Internal Volume	Operating Limitations:			Wetted Materials
				Max Temperature	Min Temperature	Max Pressure	
00492-15	10	1.71 in ² (11 cm ²)	0.24 in ³ (3.9 cm ³)	80°C	32°C	65 PSI (4.48 bar)	Polypropylene
Filter-Mufflers: To assist with filtration and optimize noise reduction. Tubing: Recommendation 1/8" (3mm) ID.							

EZ Mount for TTC-IIS Dual Head Pump with PMDC Iron Core Brush Motor

Part Number	Style	Description
00332-10-A45S	B	#4-40 Threaded
00332-10-B45S	B	#4 Clearance
00332-10-D45S	B	#6-32 Threaded
00332-10-C45S	B	#6 / M3 Clearance

EZ Mount for TTC-IIS Dual Head Pump with Brushless Slotted Motor

Part Number	Style	Description
00328-10-A45S	A	#4-40 Threaded
00328-10-B45S	A	#4 Clearance
00328-10-D45S	A	#6-32 Threaded
00328-10-C45S	A	#6 / M3 Clearance

EZ Mount for TTC-IIS Dual Head Pump with Brushless Slotless Motor

Part Number	Style	Description
01074-10-A45S	B	#4-40 Threaded
01074-10-B45S	B	#4 Clearance
01074-10-D45S	B	#6-32 Threaded
01074-10-C45S	B	#6 / M3 Clearance

Please click on the Order On-line button below (or go to www.parker.com/precisionfluidics/ttcis) to configure the TTC-IIS Miniature Diaphragm Pump for your application.

Serviceable – PPF products are designed for use through the rated life and Parker does not sell replacement parts, nor is it recommended to service these in the field

Note: In addition to Parker's innovative and flexible pump designs, we offer applications engineering expertise to our customers in order to configure and recommend the optimal pump for the application. Contact Parker Applications Engineering to discuss and configure alternate pump configurations to meet your specific application requirements. Providing information on the following requirements will assist us in developing an optimal solution for your application:

- Noise
- Operating Pressure / Vacuum
- Power Consumption
- Life Requirement
- Description of pump function in the application
- Size
- Motor Control
- Media
- Voltage



Parker Hannifin Precision Fluidics Division reserves the right to make changes. Drawings are for reference only.

Appendix A

All performance data is typical based on standard conditions: 70°F and 14.7 psia (21°C and 1 bar).

1. Duty Dependent. For operation above 122°F (50°C) consult factory
2. Noise is dependent on the configuration and operation of the pump in the application. Parker has the ability to tailor the pump configuration when noise is a critical criterion in the effort to meet the performance requirements of the application. Noise level is tested to Parker protocol P-105.
3. Life rating can vary depending on application and operating conditions.
4. Custom motor options available. Custom motors may require a significant application potential. The standard motors can be configured with a special winding to meet a particular operation point at a specified voltage
5. Current range is dependent on motor type, voltage, pressure/vacuum and flow requirement. Lower levels possible depending on application.
6. Pump efficiency is a measure of the flow rate generated per unit of power consumed. Efficiency may change dependent on application and operating condition at free flow.



T2-04


Up to 6.7 LPM Free Flow



Micro Diaphragm Pumps (air/gas)

The T2-04 is a high flow and ultra compact pump that is ideal for portable air and gas detection applications. Delivering flow up to 6.7 lpm, the pump works well in environments where high efficiency for extended battery life, high performance, low cost, minimal weight, and compact size are critical.

Features

- The pump with patented valve design is optimized to provide best-in-class efficiency/size ratio especially for low vacuum applications. Low power consumption enables longer battery life for small instruments.
- The pump fits into the tight spaces demanded of today's battery-powered instruments. The lightweight design keeps the instrument weight minimized.
- The high efficiency coreless brush motor can satisfy intrinsic safety requirements. It has been proven in applications for sampling of medical gases, hazardous gases, particles, and aerosols in a range of fixed and portable instruments.
- Compact dual head design with internal flow paths that require only one set of barbs for intake and discharge simplifies plumbing requirements
- RoHS Compliant 

Typical Applications

- Particle Detection
- Pathogen Detection
- Compression Therapy
- Wound Therapy
- Fuel Cell

Product Specifications*

Physical Properties

Operating Environment¹:	32 to 122°F (0 to 50°C)
Storage Temperature:	14 to 122°F (-10 to 50°C)
Media:	Air, Argon, Helium, Nitrogen, Oxygen, and other non-reacting gases
Humidity:	5-95% Relative Humidity
Noise Level²:	As low as 45dB
Pump Assembly Rated Life³:	Up to 5,000 hrs
Weight:	3.3 oz (94 g)

Wetted Materials

Diaphragm:	Neoprene Rubber	Pump Head:	Polyphthalamide (PPA)
Valves:	Silicone		

Electrical

Motor Type:	High Efficiency Coreless Brush
Nominal Motor Voltages⁴:	6 VDC
Max Power in Continuous Range:	2.6 Watts
Electrical Termination:	28 AWG Wire Leads lead length 5" (127 mm)
Current Range⁵:	50 - 425 mA
Inductance⁶:	Coreless Brush: 0.266 mH max @ 1kHz/50mV

Pneumatic

Head Configuration:	Dual (Single Ported)
Maximum Flow:	6.7 lpm
Maximum Intermittent Pressure⁷:	16 psi (1103 mbar)
Maximum Continuous Pressure:	2 psi (138 mbar)
Maximum Intermittent Vacuum⁷:	-18.7 in Hg (-475 mm Hg)
Maximum Continuous Vacuum:	-4 in Hg (-101 mm Hg)
Filtration:	40 micron recommended
Efficiency at Free Flow⁸:	Coreless Brush Motor: 10 LPM/Watt @ 3 VDC (P/N: T4-2HE-06-1SCA)

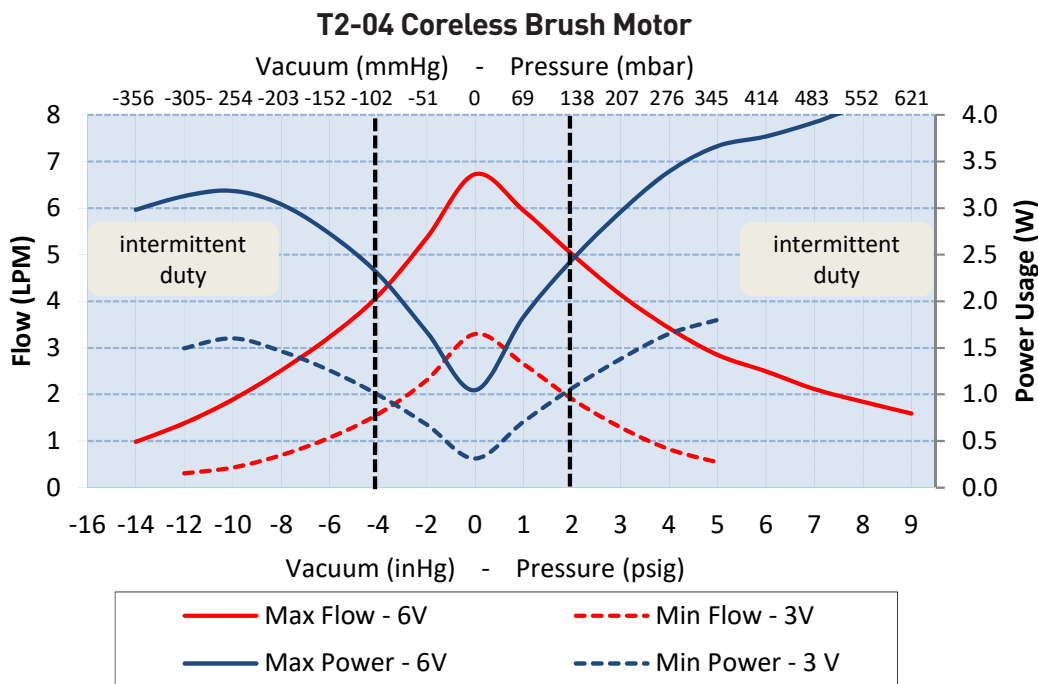
* See Appendix A for details.



T2-04

Micro Diaphragm Pumps (air/gas)

Typical Flow Curve



The above graphs represent examples of performance for the pumps series handling air at 800 feet (244M) above sea level at 75° F (24° C). Performance will vary depending on barometric pressure and media temperature.

Curves are representative of standard pump configurations. Pump configurations could be customized for higher or lower flows, depending on specific customer requirements.

Please contact Parker Precision Fluidics Applications Engineering for other considerations

Sizing and Selection

T2-04 Series

Coreless Brush Motor



Mounting Guidelines:

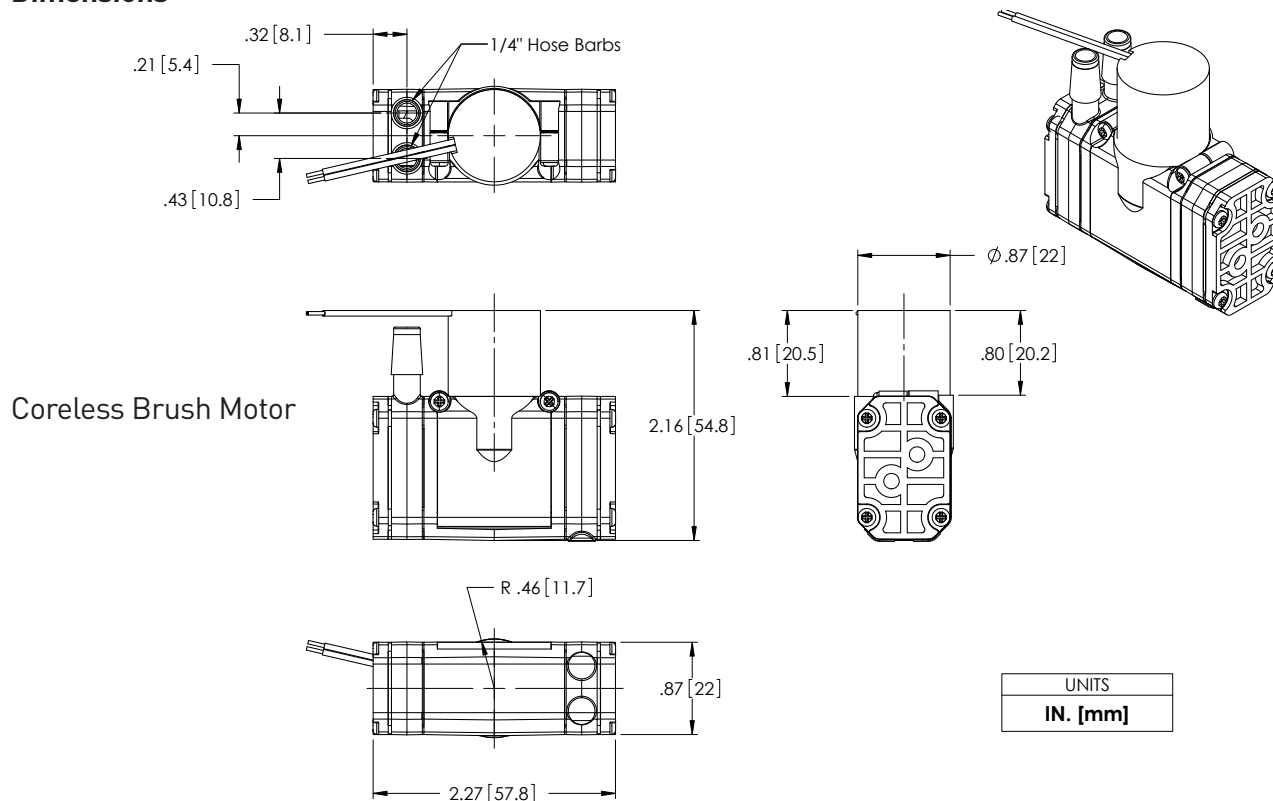
- Parker recommends using a nylon cable tie with a length of at least 4" (100 mm).

Port Connections:

- Barbs are sized for 1/4" ID tubing, 70-80 durometer recommended

Mechanical Integration

Dimensions



Electrical Integration and Motor Control

If application requires variable flow, motor control options are available, as follows:

Brush Motor

2 Wire	Red (+), Black (-)
Wire specification	28 AWG 5" (127 mm) Wire Leads

Key Things to Remember

5" (127mm) flying Leads are the standard electrical connection method to the pump. Contact Applications for other connection requirements.

The pump lead wires are non-polarized.

The pump can be controlled by DC voltage or PWM through a control board supplied by the customer. The minimum recommended PWM frequency is 20kHz.

The pump flow and pressure can be controlled by adjusting the input voltage.

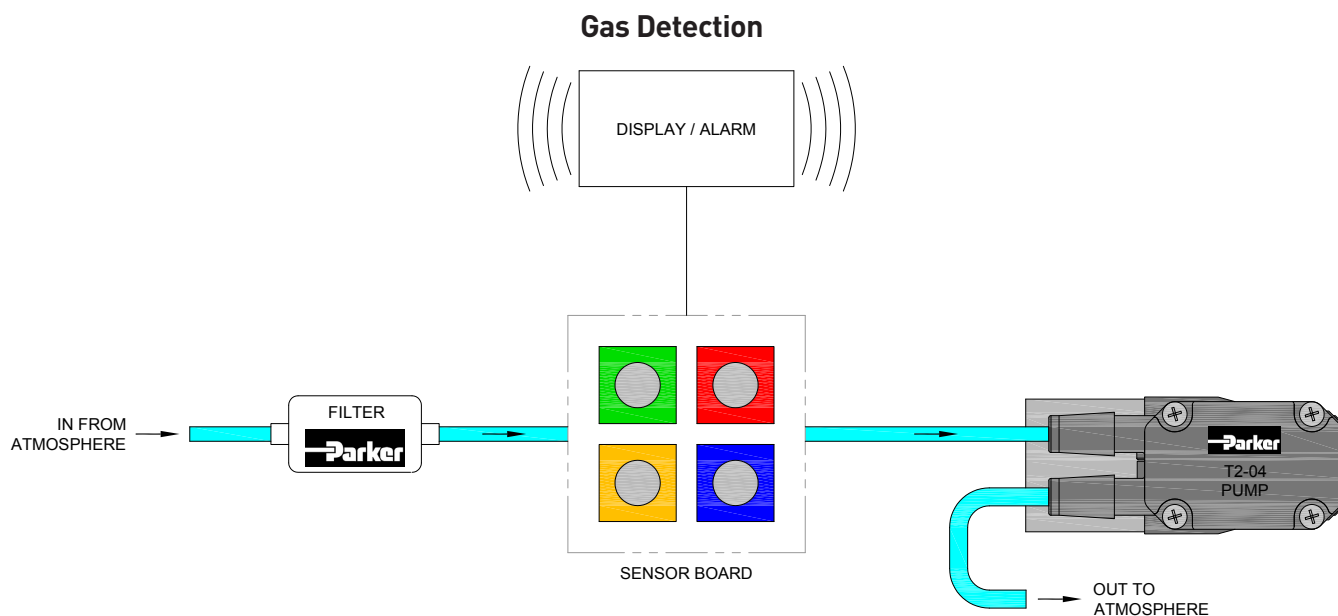
The pump is not a pressure holding device. An external check valve is recommended, if there is a pressure holding requirement.

Pump orientation does not affect performance or life.

T2-04

Micro Diaphragm Pumps (air/gas)

Typical Flow Diagram



Chemical Compatibility Chart*

Chemical	Chemical Compatibility of Wetted Path Materials		
	Neoprene Rubber(CR)	PPA	Silicone
Air	1	1	1
Ozone (1000 ppm)	3	1	1
Oxygen	1	1	2
Ethylene (Ethene)	1	1	4
Acetylene	2	1	3
Propane	1	1	4
Methane	2	1	4
Nitrogen	1	1	1
Carbon Dioxide	1	1	2
Halothane (Up to 5%)	4	1	4

*The above is an Abbreviated Chemical Compatibility Chart. Please consult factory for details.

Compatibility Legend

- EXCELLENT
Minimal or no effect
- GOOD
Possible swelling and/or loss of physical properties
- DOUBTFUL
Moderate or severe swelling and loss of physical properties
- NOT RECOMMENDED
Severe effect and should not be considered

Note: Consult factory for other gases.

Ordering Information

Configuration	Vacuum:		Free Flow	Pressure:		Max Continuous Pressure			Peak Current ¹		Wetted Materials ²
	LPM @ Load			LPM @ Load							
Part No.	-4 inHg	-2 inHg	0	4 psig	8 psig	Vac inHg	Press psig	Motor Type	VDC	mA	Diaphragm, Valves, Gasket
	-101 mmHg	-50 mmHg		276 mbar	552 mbar						
T4-2HE-06-1SCA	4.1	5.3	6.7	6.0	5.0	-4	2	Coreless Brush	6	425	CR, VMQ, EPDM

1. Peak current draw in continuous operating range 2. CR: Neoprene, VMQ: Silicone, EPDM: Ethylene Propylene Diene Monomer
Note: Other part number could be available for specific application configurations

Please click on the Order On-line button below (or go to www.parker.com/precisionfluidics/t4) to configure the T2-04 micro pump for your application.

Serviceable – PPF products are designed for use through the rated life and Parker does not sell replacement parts, nor is it recommended to service these in the field

Note: In addition to Parker's innovative and flexible pump designs, we offer applications engineering expertise to our customers in order to configure and recommend the optimal pump for the application. Contact Parker Applications Engineering to discuss and configure alternate pump configurations to meet your specific application requirements. Providing information on the following requirements will assist us in developing an optimal solution for your application:

- Noise
- Operating Pressure / Vacuum
- Power Consumption
- Life Requirement
- Function in the Application
- Size
- Motor Control
- Media
- Voltage



Parker Hannifin Precision Fluidics Division reserves the right to make changes. Drawings are for reference only.

Appendix A

All performance data is typical based on standard conditions: 70°F and 14.7 psia (21°C and 1 bar).

1. Duty Dependent. For operation above 122°F (50°C) consult factory
2. Noise is dependent on the configuration and operation of the pump in the application. Parker has the ability to tailor the pump configuration when noise is a critical criterion in the effort to meet the performance requirements of the application. Noise level is tested to Parker protocol P-105.
3. Life rating can vary depending on application and operating conditions.
4. Custom motor options available. Custom motors may require a significant application potential. The standard motors can be configured with a special winding to meet a particular operation point at a specified voltage
5. Current range is dependent on motor type, voltage, pressure/vacuum and flow requirement. Lower levels possible depending on application.
6. Inductance can be used to measure the viability of a component in a device requiring intrinsic safety.
7. Maximum intermittent pressure/vacuum data is a pump capability guideline for applications that go beyond the maximum continuous levels for short periods of time. Please consult customer specific requirements with the factory or Applications Engineering.
8. Pump efficiency is a measure of the flow rate generated per unit of power consumed. Efficiency may change dependent on application and operating condition at free flow.

LTC Series Miniature Diaphragm Pumps (liquid)

Up to 1.7 LPM Free Flow



Typical Markets


- Clinical Diagnostics
- Analytical Chemistry
- Printing

Typical Applications

- Clinical Chemistry
- Wash and Waste Circuits
- Urinalysis
- Liquid Chromatography
- Large Format Printers
- Photo Processing Printers

LTC Miniature Diaphragm Pumps are offered in both brush and brushless DC motor drives that can be configured for your specific performance requirements and handle a wide range of liquid media over a wide range of pressures. LTC's patented Fluid-Blok™ Advanced Sealing Technology provides redundant sealing capabilities to eliminate potential leaks. Monolithic diaphragm design enables maximum suction, priming, and continuous dry operation. Ideal for waste, transfer and bulk movement of liquids.

Features

- LTC Series Pumps set the highest benchmark for service free life-expectancy with our advanced proprietary diaphragm elastomer.
- Multiple port designs available for simple integration: Barb tubing connection, 6MM compression fitting, or 1/4-28 UNF threads with top and bottom face sealing.
- Overmolded diaphragm eliminates metal components in the wetted path resulting in a design that is inert to variety of media.
- Incorporating the lightweight EZ Mount Accessory facilitates simple system assembly while dampening vibration and reducing noise levels.
- Our 100% oil and grease-free pump and compressor design maintains the purity of your system and are commonly used in FDA-approved systems.
- RoHS Compliant 

Product Specifications*

Physical Properties

Operating Environment¹:
41 to 122°F (5 to 50°C)
Storage Environment:
-4 to 212°F (-20 to 100°C)
Media:
Most Gases and Liquids
Humidity:
0 – 95% Relative Humidity
Pump Assembly Rated Life²:
PMDC Iron Core Brush - 3,000 hrs
Brushless Slotted - 10,000 hrs
Weight:
7.0 oz. (198 g) single head PMDC Iron Core Brush
5.0 oz. (142 g) single head Brushless Slotted
11.7 oz. (333 g) dual head Brushless Slotted (High Torque)

Electrical

Motor Type (DC):
PMDC Iron Core Brush, Brushless Slotted
Nominal Motor Voltages³:
12, or 24 VDC
<i>Other voltages available upon request</i>
Electrical Termination:
PMDC Iron Core Brush: 22 AWG Wire Leads, Length 10" (254 mm)
Brushless Slotted Motor: 22 AWG Wire Leads, Length 20" (508 mm)

Wetted Materials

Diaphragm:
EPDM, AEPDM, FKM, PTFE /EPDM Laminate
Valves:
EPDM, AEPDM, FKM, FFKM
Pump Head:
Vectra (Liquid Crystal Polymer)

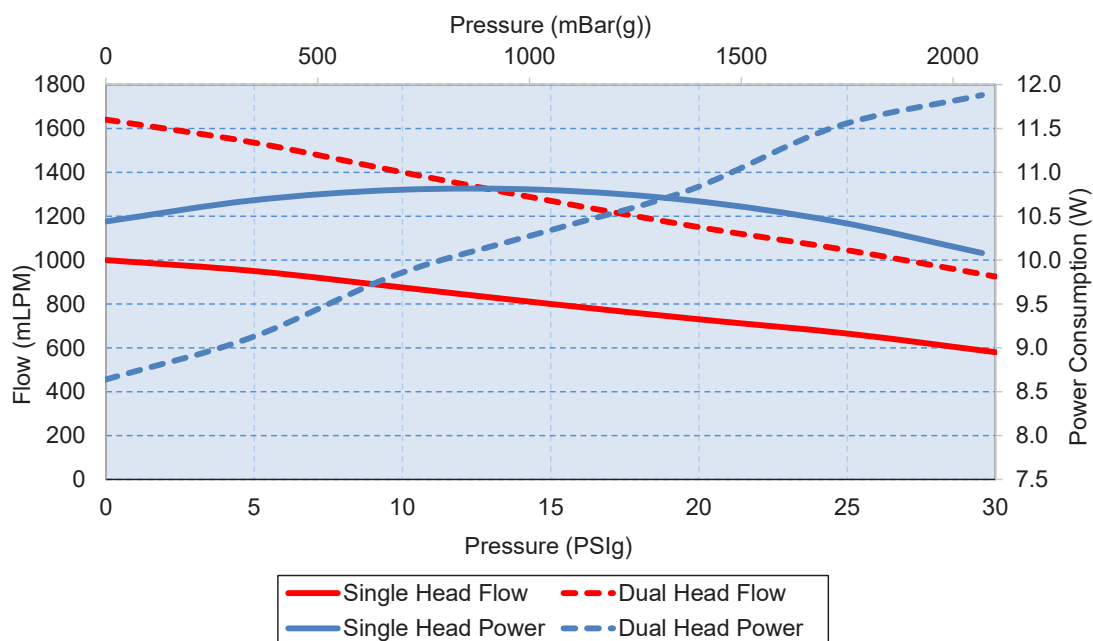
Pneumatic

Head Configuration:
Single Dual Head
Maximum Unrestricted Flow:
1.0 LPM single head 1.7 LPM dual head in parallel
Pressure Range (Liquid):
0 - 30 psig (0 - 193 kPa)
Vacuum Range (Air):
0 - 14.5 in Hg (0 - 368 mm Hg)
Filtration:
40 microns - recommended

* See Appendix A for details.

Performance Specifications

LTC Single and Dual Head Typical Flow



Typical flow performance is shown with standard high flow configurations with barb ports and brushless DC motor. Performance will vary depending on port and motor selection. Please contact Parker for the typical flow performance for a specific part number and configuration.

All LTC performance data is collected using water at 800 feet (244m) above sea level at 75°F (24°C). Performance will vary depending on barometric pressure and media temperature. Curves are representative of standard pump configurations. Pump configurations could be customized for higher or lower flows, depending on specific customer requirements.

Please contact Parker Precision Fluidics Applications Engineering for other considerations.


LTC Series

Miniature Diaphragm Pumps (liquid)

Sizing and Selection

LTC Series

PMDC Iron Core Brush




PMDC Iron Core Brush

Brushless Slotted Motor



BLDC Slotted Motor

Brushless Slotted (High Torque) Motor



Brushless Slotted (High torque) Motor

Efficiency ¹	Good	Better	High Efficiency at high loads
Life ²	Good - 3,000 hrs	Best - 10,000 hrs	Best - 10,000 hrs
Cost	Best	Better	Good

Barb Connection



Compression Connection



Threaded Connection



Fittings/ Tubing	6mm OD, 4mm ID (or 1/4" OD)	6mm OD, 4mm ID (or 1/4" OD) Nut, Ferrule, and Retaining ring included	1/4"-28 UNF Bottom sealing or face sealing
---------------------	-----------------------------	--	---

Mounting Guidelines:

- Bracket options available for mounting consideration (See *EZ Mount catalog pages*).
- Hole in the center of the bottom of housing is for manufacturing only—not to be used for mounting.
- Mounting holes are drilled for #6-20 self-tapping screws with 1/4" (6 mm) thread engagement torque to 4 in-lbs (0.45 N-m).

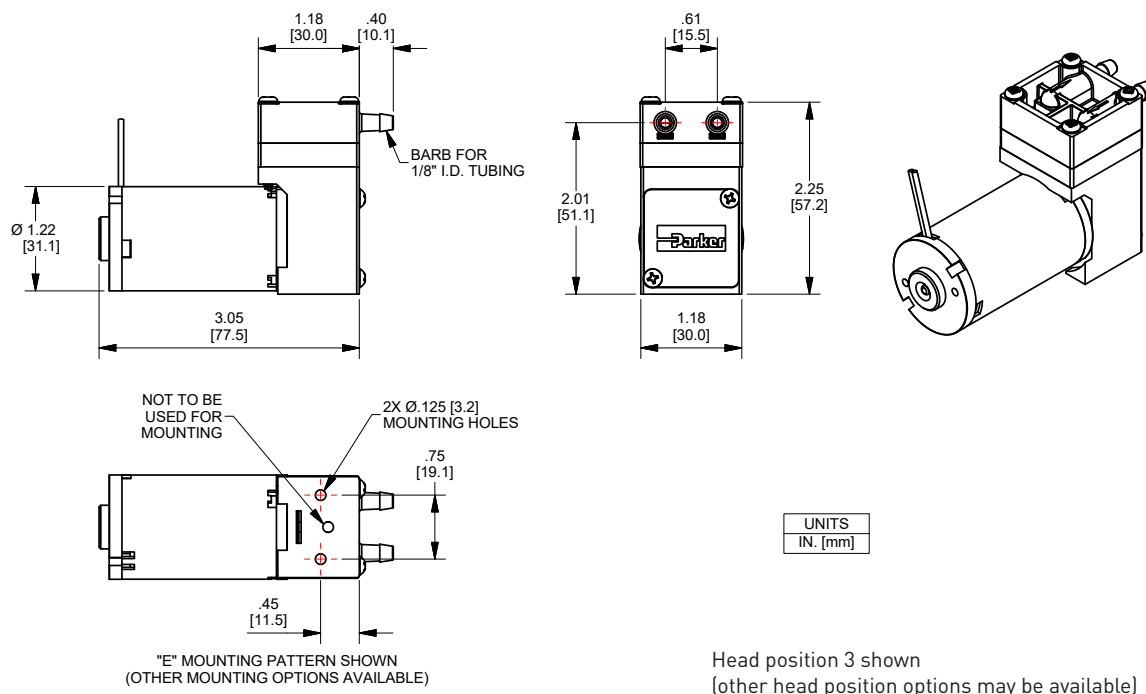
Port Connections:

- Flow direction is marked on the pump head with arrows.
- Barb ports are designed for 1/4" or 6MM OD tubing
- Compression fittings are designed for 4MM ID / 6MM OD tubing
- Threaded ports are sized for 1/4"-28 UNF male fittings.

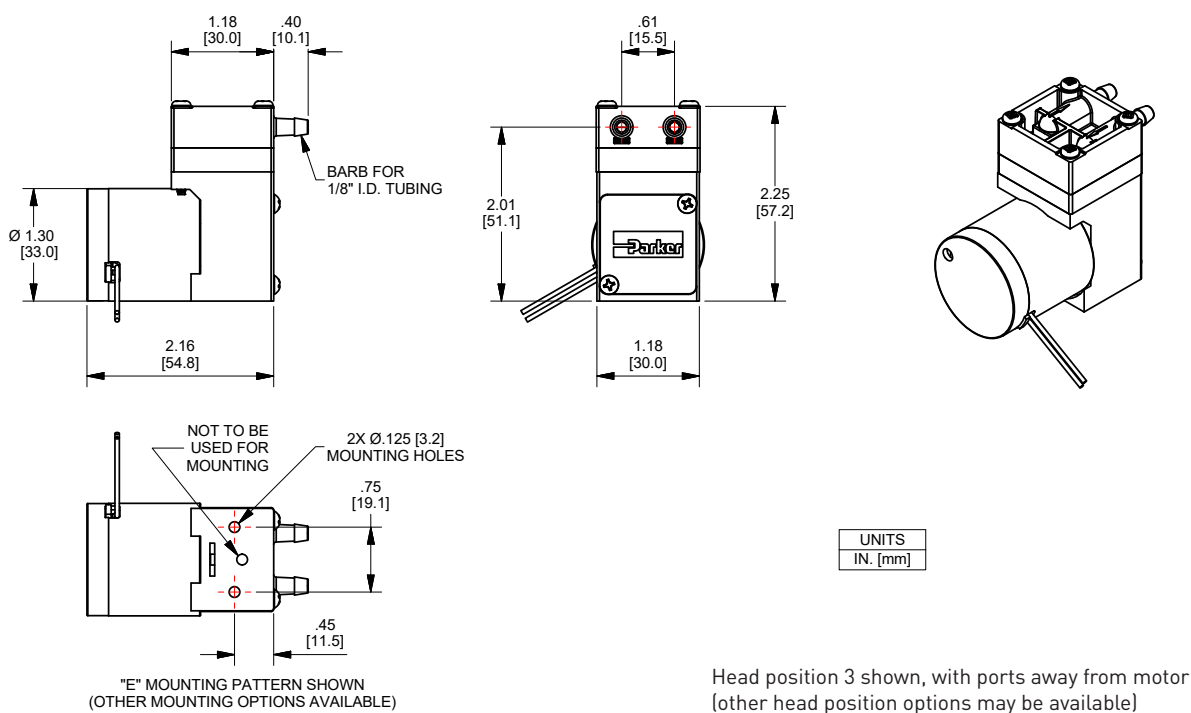
Mechanical Integration

Dimensions

Single head LTC PMDC Iron Core Brush



Single head LTC Brushless Slotted Motor



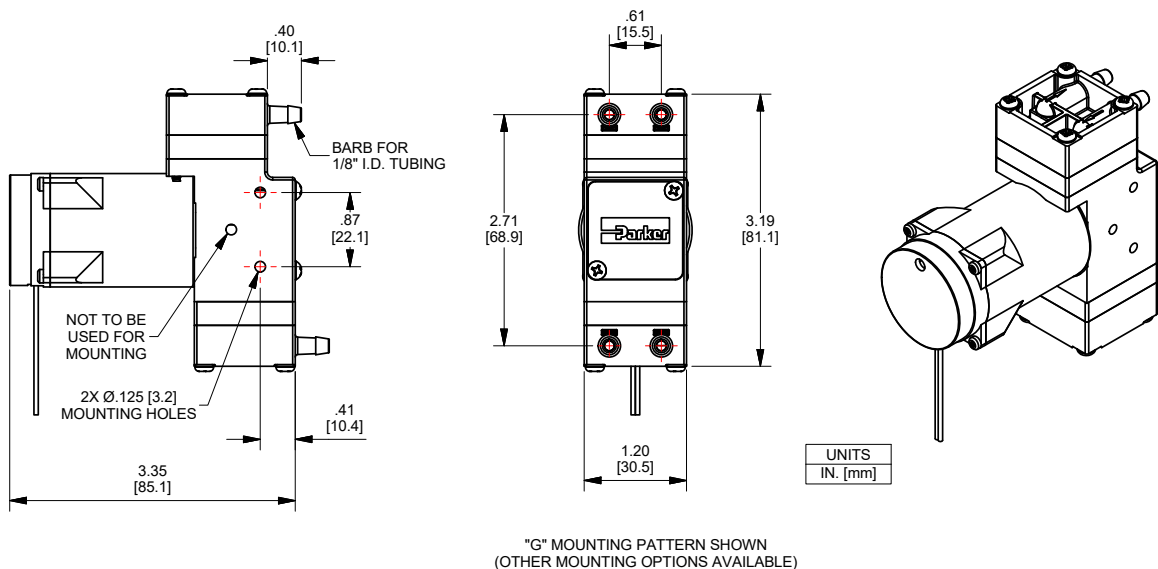
LTC Series

Miniature Diaphragm Pumps (liquid)

Mechanical Integration

Dimensions

Dual head LTC-IIS Brushless Slotted (High Torque) Motor



Head position 3 shown, with ports away from motor
(other head position options may be available)

Electrical Integration and Motor Control

PMDC Iron Core Brush Motor

2 Wire	Red (+), Black (-)
Wire specification	22AWG, Insulation OD 0.051 in (1.30 mm) 10" (254 mm) Wire Leads

Brushless Motor Control Options

2 Wire	Red (+), Black (-)
Wire specification	22AWG, Insulation OD 0.051 in (1.30 mm) 20" (508 mm) Wire Leads

Other Motor Control Considerations

The drive electronics for the BLDC motors are integrated into the motor itself, all that is needed is a power supply with the sufficient voltage and current.

Key Things to Remember

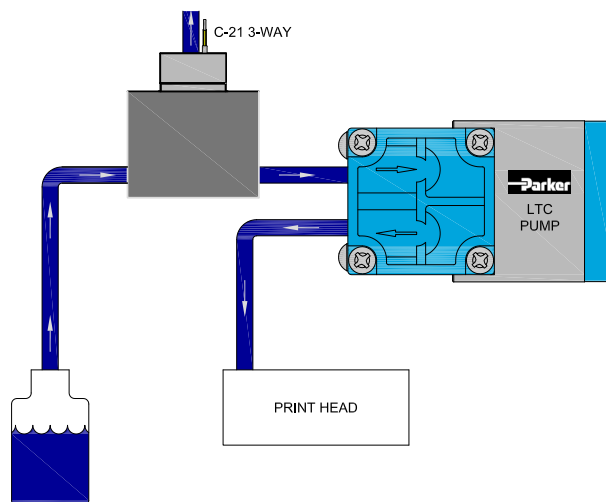
The pump is not a pressure holding device. An external check valve is recommended, if there is a pressure holding requirement.

Pump orientation does not affect performance or life.

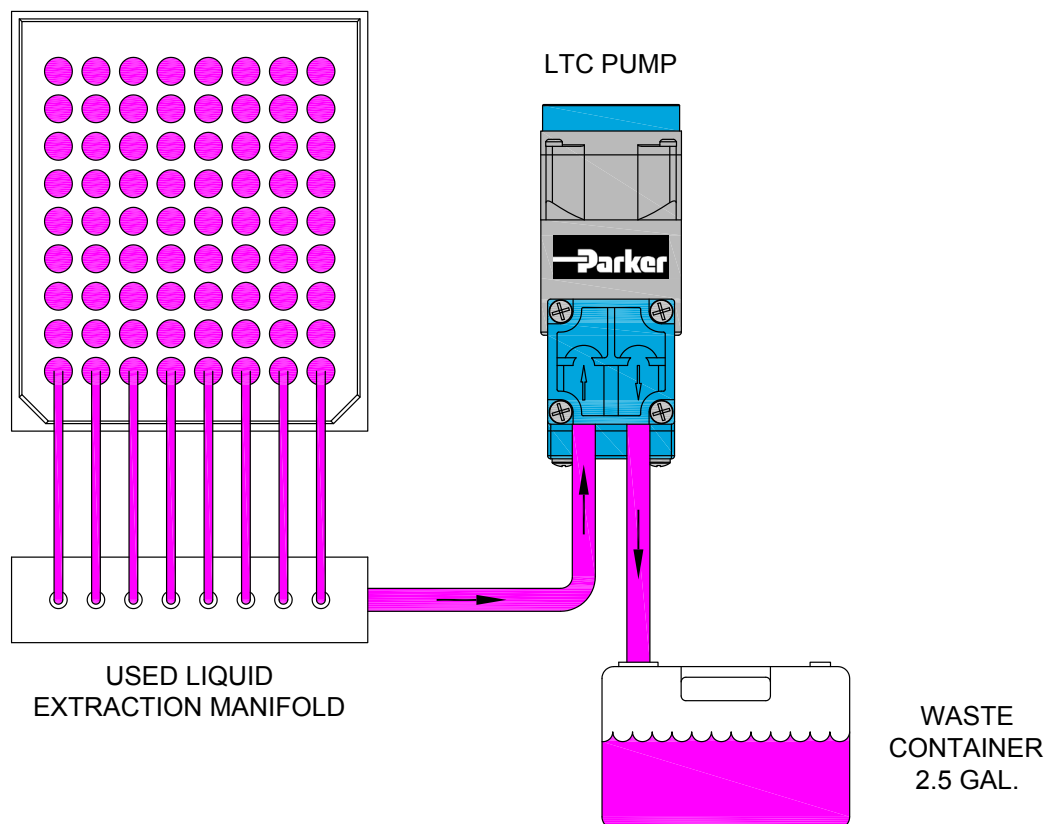


Typical Flow Diagram

LTC pump used for liquid transfer in a printing application




LTC Waste Pump

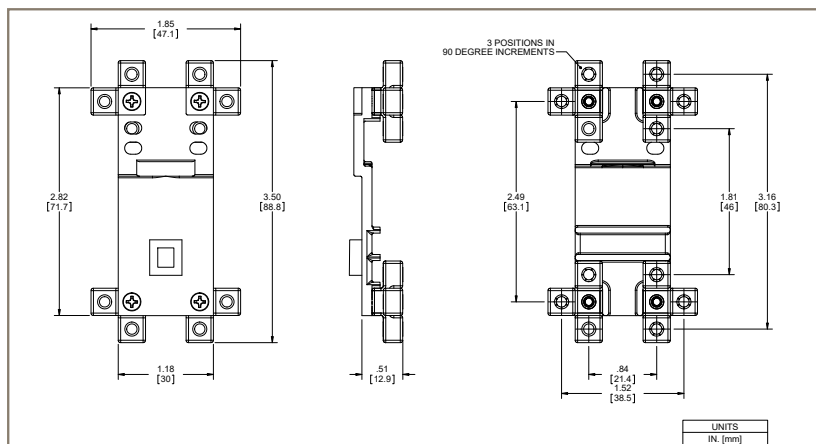


Accessory Information

Dimensions



Style B - Brushless Slotted (High Torque) Motor



Ordering Information

EZ Mount for LTC Single Head Pump with PMDC Iron Core Brush Motor

Part Number	Style	Description
00329-10-A45S	B	#4-40 Threaded
00329-10-B45S	B	#4 Clearance
00329-10-D45S	B	#6-32 Threaded
00329-10-C45S	B	#6 / M3 Clearance

EZ Mount for LTC Single Head Pump with Brushless Slotted Motor

Part Number	Style	Description
00328-10-A45S	A	#4-40 Threaded
00328-10-B45S	A	#4 Clearance
00328-10-D45S	A	#6-32 Threaded
00328-10-C45S	A	#6 / M3 Clearance

EZ Mount for LTC-IIS Dual Head Pump with Brushless Slotted (High Torque) Motor

Part Number	Style	Description
00331-10-A45S	B	#4-40 Threaded
00331-10-B45S	B	#4 Clearance
00331-10-D45S	B	#6-32 Threaded
00331-10-C45S	B	#6 / M3 Clearance

LTC Series

Miniature Diaphragm Pumps (liquid)

Chemical Compatibility Chart*

Chemical	Chemical Compatibility of Wetted Path Materials Temperature Range 5-50 Degrees C					
	FKM	FFKM	EPDM	AEPDM	PTFE	Vectra A130
DI Water	1	1	1	1	1	1
Methanol	4	1	1	2	1	1
Isopropanol	1	1	1	1	1	1
Ethanol	3	1	1	2	1	1
Acetonitrile	4	1	1	1	1	1
Organic Acids - Dilute	1	1	1	1	1	3
Non-Organic Acids - Dilute	1	1	1	1	1	3
Bases - Dilute	1	1	1	1	1	3
Saline	1	1	1	1	1	1
Bleach 12%	1	1	1	1	1	3
Ink (MEK)	4	1	1	2	1	1
Sodium Hydroxide 20%	2	1	1	2	1	3




Compatibility Legend

- EXCELLENT**
Minimal or no effect
- GOOD**
Possible swelling and/or loss of physical properties
- DOUBTFUL**
Moderate or severe swelling and loss of physical properties
- NOT RECOMMENDED**
Severe effect and should not be considered

Note: Consult factory for other gases.

*The above is an Abbreviated Chemical Compatibility Chart. Please consult factory for details. Temperature range for chart is 5-50° C. See Application Engineering for compatibility's with any specific acids or bases.

Ordering Information

Configuration	Voltage	Connection	Part Number	Liquid Flow (Water) mLPM @ Load						FF	Dry Vacuum	Max Pressure (Water)	Wetted Materials				
				0 psig	5 psig	10 psig	15 psig	20 psig	25 psig				30 psig	inHg	PSig	Diaphragm	Valves
				0 mbar	345 mbar	689 mbar	1034 mbar	1379 mbar	1724 mbar	2068 mbar							
 Brush Motor	12	Barb	W311-61	930	865	820	775	705	630	580	17.0	30.0	EPDM	AEPDM	EPDM		
	12	Compression	W311-51	965	930	890	830	750	655	605	17.0	30.0	EPDM	AEPDM	EPDM		
	12	1/4-28 Thread	W311-11	670	650	600	550	505	450	390	14.5	30.0	EPDM	AEPDM	EPDM		
	24	Barb	W309-61	970	890	830	800	730	640	580	17.0	30.0	EPDM	AEPDM	EPDM		
	24	Compression	W309-51	930	895	830	780	755	720	690	17.0	30.0	EPDM	AEPDM	EPDM		
	24	1/4-28 Thread	W309-11	720	715	685	660	645	585	540	14.5	30.0	EPDM	AEPDM	EPDM		
 Compact Brushless DC	12	Barb	W313-61	880	805	780	720	645	585	525	17.0	30.0	EPDM	AEPDM	EPDM		
	12	Compression	W313-51	945	900	840	770	665	590	535	17.0	30.0	EPDM	AEPDM	EPDM		
	12	1/4-28 Thread	W313-11	640	620	580	510	460	410	370	14.5	30.0	EPDM	AEPDM	EPDM		
	24	Barb	W312-61	1000	950	875	800	730	655	580	17.0	30.0	EPDM	AEPDM	EPDM		
	24	Compression	W312-51	1030	1000	930	860	790	690	605	16.0	30.0	EPDM	AEPDM	EPDM		
	24	1/4-28 Thread	W312-11	640	630	570	510	455	415	375	14.5	30.0	EPDM	AEPDM	EPDM		
 High Torque Brushless DC	12	1/4-28 Thread	V015-11	1500	1400	1300	1200	1100	1000	900	11.5	30.0	EPDM	AEPDM	EPDM		
	24	Barb	V016-61	1640	1535	1400	1270	1150	1045	925	10.0	>60	EPDM	AEPDM	EPDM		
	24	Compression	V016-51	1650	1540	1405	1265	1135	1020	895	11.0	>60	EPDM	AEPDM	EPDM		
	24	1/4-28 Thread	V016-11	1500	1400	1300	1200	1100	1000	900	11.5	30.0	EPDM	AEPDM	EPDM		

Note: The Ordering Information Section includes a few selected part numbers for the product line. Other performances and configurations are available. Please contact your Sales Representative or an Application Engineer to discuss your application needs.

Miniature Diaphragm Pumps (liquid)

LTC Series

Please click on the Order On-line button below (or go to www.parker.com/precisionfluidics/ltc) to configure your LTC Miniature Diaphragm Pump.

Serviceable – PPF products are designed for use through the rated life and Parker does not sell replacement parts, and these products are not meant to be serviced in the field. Please contact Customer Service with any questions.

Note: In addition to Parker's innovative and flexible pump designs, we offer applications engineering expertise to our customers in order to configure and recommend the optimal pump for the application. Contact Parker Applications Engineering to discuss and configure alternate pump configurations to meet your specific application requirements. Providing information on the following requirements will assist us in developing an optimal solution for your application:

- Noise
- Operating Pressure / Vacuum
- Power Consumption
- Life Requirement
- Description of pump function in the application
- Size
- Motor Control
- Media
- Voltage



Parker Hannifin Precision Fluidics Division reserves the right to make changes. Drawings are for reference only.

Appendix A


All performance data is typical based on standard conditions: 70°F and 14.7 psia (21°C and 1 bar).

1. Duty Dependent. For operation above 122°F (50°C) consult factory
2. Life rating can vary depending on application and operating conditions.
3. Custom motor options available. Custom motors may require a significant application potential. The standard motors can be configured with a special winding to meet a particular operation point at a specified voltage
4. Current range is dependent on motor type, voltage, pressure/vacuum and flow requirement. Lower levels possible depending on application.
5. Pump efficiency is a measure of the flow rate generated per unit of power consumed. Efficiency may change dependent on application and operating condition at free flow.

EZ-Mount

Vibration Isolation Mounting System

For BTC/TTC/LTC Series Pumps



Pictured EZ Mounts shown fully assembled with baseplate and isolation feet.

EZ Mount provides ease of installation and effective control of vibration transfer. EZ Mount was designed to mount easily to all Precision Fluidic BTC, TTC and LTC Family of diaphragm pumps.

Features


- Isolation feet on the EZ mount can be rotated in any one of three ninety-degree planes and is designed for top-down or bottom-up mounting providing simple installation.
- EZ Mount was designed to minimize weight added to the pump assembly. Approximate weights are: Style A - 0.63 oz (18 g), Style B - 0.71 oz (20 g).
- Effectively absorbs vibration to minimize most vibration-induced noise and vibration transfer into an instrument.
- Designed to keep height and size to a minimum.
- Engineered for Parker BTC, TTC and LTC pumps to ease integration into your system.

Physical Properties

Operating Environment:	41 - 158°F (5 - 70°C)
Humidity:	0 - 95% Relative Humidity
Base Plate:	Noryl GTX830
Feet:	Silicone
Feet Insert:	Brass
Hardware:	Zinc-Plated Steel


Product Assemblies

BTC/LTC/TTC




PMDC Iron Core Brush Motor

BTC IIS/LTC IIS



Brushless Slotted (High Torque) Motor

BTC IIS /TTC IIS



Brushless DC Motor

EZ Mount kits include all necessary hardware and detailed instructions.

Isolation Feet are available in either threaded or thru-hole clearance for standard #4-40 or #6-32 (M3 for clearance hole only) hardware and can be mounted in any of three ninety-degree planes.



EZ-Mount

Vibration Isolation Mounting System

Product Specifications

BTC/LTC/TTC Single Head Pump with PMDC Iron Core Brush Motor

Part Number	Style	Description
00329-10-A45S	B	#4-40 Threaded
00329-10-B45S	B	#4 Clearance
00329-10-D45S	B	#6-32 Threaded
00329-10-C45S	B	#6 / M3 Clearance

BTC/LTC/TTC Single Head Pump with Brushless Slotless Motor

Part Number	Style	Description
01074-10-A45S	B	#4-40 Threaded
01074-10-B45S	B	#4 Clearance
01074-10-D45S	B	#6-32 Threaded
01074-10-C45S	B	#6 / M3 Clearance

BTC /LTC/TTC Single Head Pump and BTCIIS/TTC IIS Dual Head Pump with Brushless Slotted Motor

Part Number	Style	Description
00328-10-A45S	A	#4-40 Threaded
00328-10-B45S	A	#4 Clearance
00328-10-D45S	A	#6-32 Threaded
00328-10-C45S	A	#6 / M3 Clearance

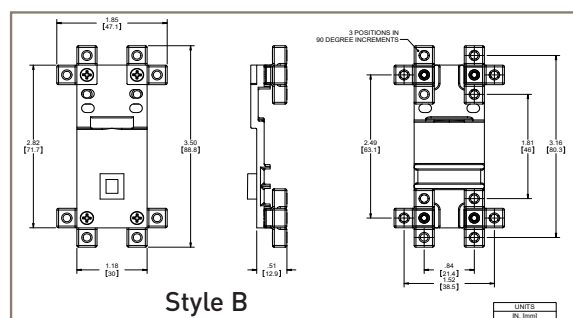
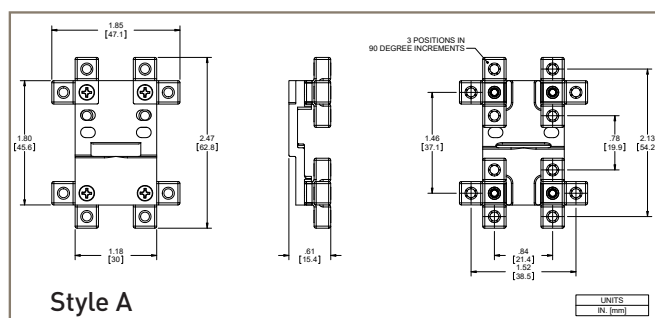
BTC-IIS/LTC-IIS Dual Head Pump with Brushless Slotted Motor (High Torque)

Part Number	Style	Description
00331-10-A45S	B	#4-40 Threaded
00331-10-B45S	B	#4 Clearance
00331-10-D45S	B	#6-32 Threaded
00331-10-C45S	B	#6 / M3 Clearance

BTC-IIS/TTC-IIS Dual Head Pump with PMDC Iron Core Brush Motor

Part Number	Style	Description
00332-10-A45S	B	#4-40 Threaded
00332-10-B45S	B	#4 Clearance
00332-10-D45S	B	#6-32 Threaded
00332-10-C45S	B	#6 / M3 Clearance

Dimensions



Ordering Information

Please click on the Order On-line button (or go to www.parker.com/precisionfluidics/ezmount) to select your EZ Mount Accessory.

© 2018 Parker Hannifin Corporation

PPF MDP - 002/US March 2018



Parker Hannifin Corporation
Precision Fluidics Division
 26 Clinton Dr., Unit 103
 Hollis, NH 03049
 phone: +1 603 595 1500
 email: ppfinfo@parker.com
www.parker.com/precisionfluidics



WARNING

FAILURE OR IMPROPER SELECTION OR IMPROPER USE OF THE PRODUCTS AND/OR SYSTEMS DESCRIBED HEREIN OR RELATED ITEMS CAN CAUSE DEATH, PERSONAL INJURY, AND PROPERTY DAMAGE.

This document and other information from Parker Hannifin Corporation, its subsidiaries and authorized distributors provide product and/or system options for further investigation by users having technical expertise. It is important that you analyze all aspects of your application and review the information concerning the product or systems in the current product catalog. Due to the variety of operating conditions and applications for these products or systems, the user, through its own analysis and testing, is solely responsible for making the final selection of the products and systems assuring that all performance, safety and warning requirements of the application are met.

The products described herein, including without limitation, product features, specifications, designs, availability and pricing, are subject to change by Parker Hannifin Corporation and its subsidiaries at any time without notice.



Parker Hannifin Corporation
Precision Fluidics Division
26 Clinton Dr., Unit 103
Hollis, NH 03049
phone 603 595 1500
fax 603 595 8080
www.parker.com/precisionfluidics